

MA

GA


ZINE

2025


atlasPLAN

Sizes	2
Natura technologies	4
Our finishes	6
Colors	8
Technical specification	16
Logistic information	18

Large sizes for any application



- Furniture
- Countertops
- Sinks
- Facades
- Wall
- Floor



not rectified porcelain slabs

162 x 324 cm

⚡ 12, 20 mm

159 x 324 cm

⚡ 20 mm

rectified monocaliber porcelain slabs


160 x 320 cm

⚡ 6 mm

Natura technologies

The look of natural marble.

The vein pattern is reproduced through the full thickness of the slab.



The texture of natural stone.

The aesthetics of natural stone across both the surface and body of the slab.



Our finishes

Polished



Leathered

Our finishes



Silk



Hammered



Matte



New colors

MARBLE LOOK

Ice Crystal



6 mm Polished Endless
6 mm Silk Endless
12 mm Polished + Bookmatch
12 mm Silk + Bookmatch

Sky Stone




12 mm Silk + Bookmatch

Taj Mahal



6 mm Polished Endless
6 mm Silk Endless
12 mm Polished + Bookmatch
12 mm Silk + Bookmatch
20 mm Polished

Baobab



6 mm Polished Endless
12 mm Polished + Bookmatch

Color range

MARBLE LOOK

Appennino



6 mm Silk + Bookmatch
12 mm Silk + Bookmatch

Silver Root




6 mm Silk + Bookmatch
12 mm Silk + Bookmatch

Calacatta Gold *



6 mm Polished + Bookmatch
12 mm Polished + Bookmatch
12 mm Silk + Bookmatch
20 mm Polished

Calacatta Meraviglia



6 mm Polished + Bookmatch
6 mm Polished Endless
6 mm Matte Endless
12 mm Polished + Bookmatch
12 mm Silk + Bookmatch

MARBLE LOOK

Black Tempest



12 mm Silk + Bookmatch

STONE LOOK

Boost Icor Bone



6 mm Hammered
12 mm Hammered

Boost Icor Dune



6 mm Hammered
12 mm Hammered

CONCRETE LOOK

Boost Natural Kaolin



6 mm Hammered


MARBLE LOOK

Calacatta Bernini *



6 mm Polished + Bookmatch
12 mm Polished + Bookmatch
12 mm Silk + Bookmatch
Natura Vein Tech
20 mm Polished
20 mm Matte

Calacatta Apuano



6 mm Polished Endless
12 mm Polished + Bookmatch
12 mm Silk + Bookmatch

Calacatta Antique




12 mm Polished + Bookmatch

*
For reasons related to the production process, the graphic of 20mm thick Natura Vein Tech products may not perfectly match the one illustrated here.

MARBLE LOOK

Calacatta Extra



6 mm Polished + Bookmatch
6 mm Silk + Bookmatch
12 mm Polished + Bookmatch
12 mm Silk + Bookmatch
20 mm Polished + Bookmatch
20 mm Matte + Bookmatch

Calacatta Extra *



Natura Vein Tech
20 mm Polished
20 mm Matte

Calacatta Imperiale



6 mm Silk + Bookmatch
12 mm Polished + Bookmatch
12 mm Silk + Bookmatch

Calacatta Imperiale *



Natura Vein Tech
20 mm Polished
20 mm Matte


MARBLE LOOK

White Cloud



12 mm Silk

Bianco Dolomite



12 mm Polished
20 mm Polished

Statuario Supremo



12 mm Polished + Bookmatch
12 mm Silk + Bookmatch

Statuario Supremo *



Natura Vein Tech
20 mm Polished
20 mm Matte

MARBLE LOOK

Calacatta Delicato



12 mm Silk

Calacatta Prestigio



6 mm Polished Endless
12 mm Silk + Bookmatch

Crystal White  CALEIDO



6 mm Polished + Bookmatch
12 mm Polished + Bookmatch
12 mm Silk + Bookmatch
20 mm Polished + Bookmatch

Onyx White



6 mm Polished + Bookmatch
12 mm Polished + Bookmatch
12 mm Silk + Bookmatch

MARBLE LOOK

Travertino White



6 mm Hammered
12 mm Hammered

Travertino Pearl



6 mm Hammered
12 mm Hammered

Travertino Sand



6 mm Hammered
12 mm Hammered


*
For reasons related to the production process, the graphic of 20mm thick Natura Vein Tech products may not perfectly match the one illustrated here.

MARBLE LOOK

Cream Prestige



12 mm Silk

Desert Soul  CALEIDO




6 mm Polished + Bookmatch
12 mm Polished + Bookmatch
12 mm Silk + Bookmatch
20 mm Polished + Bookmatch

Exotic Wave  CALEIDO



6 mm Polished + Bookmatch
12 mm Polished + Bookmatch

Exotic Green  CALEIDO




6 mm Polished + Bookmatch
12 mm Polished + Bookmatch

MARBLE LOOK

Nero Marquina



6 mm Polished
6 mm Silk
12 mm Polished + Bookmatch
12 mm Silk + Bookmatch
20 mm Matte

Black Atlantis  CALEIDO



12 mm Polished + Bookmatch
12 mm Silk + Bookmatch

MARBLE LOOK

Fior Di Bosco



6 mm Polished + Bookmatch
6 mm Silk + Bookmatch
12 mm Polished + Bookmatch
12 mm Silk + Bookmatch

Light Grey Stone



6 mm Silk
12 mm Silk

Grey Stone



6 mm Silk
12 mm Silk
20 mm Matte


Precious Brown



6 mm Silk + Bookmatch
12 mm Silk + Bookmatch


STONE LOOK

Boost Stone Ivory



6 mm Hammered
12 mm Hammered

Boost Mineral Grey



6 mm Hammered
12 mm Hammered

Kone Mix



6 mm Hammered
12 mm Hammered

Basaltina Volcano



6 mm Hammered
12 mm Hammered
20 mm Hammered

STONE LOOK

Soapstone Dark



12 mm Hammered
20 mm Hammered

Negresco



12 mm Silk

WOOD LOOK

Noce Canaletto



6 mm Matte
12 mm Matte

CONCRETE LOOK

Boost Grey



6 mm Hammered
12 mm Hammered

Boost Smoke



6 mm Hammered
12 mm Hammered

Boost Tarmac



6 mm Hammered
12 mm Hammered

METAL LOOK

Blaze Iron



12 mm Matte

CONCRETE LOOK

Boost White



6 mm Hammered
12 mm Hammered

Boost Balance Ash



6 mm Matte
12 mm Matte

Boost Natural Pro Sand



12 mm Hammered


Boost Natural Ecu



12 mm Hammered

SOLID LOOK

Absolute White



6 mm Matte
12 mm Polished
12 mm Matte
20 mm Matte

Absolute Black




12 mm Matte


Black Lava



12 mm Leathered
20 mm Leathered




Technical specification



162x324 cm - 63³/₄"x127¹/₂"
NOT RECTIFIED SLAB



159x324 cm - 62³/₄"x127¹/₂"
NOT RECTIFIED SLAB



160x320 cm - 63"x126"
RECTIFIED MONOCALIBER

Complies with EN 14411 (ISO 13006) Appendix G Group Bla

- (*) The permissible deviation, in % or mm, of the average size for each tile (2 or 4 sides) from work size (WS).
- (**) The permissible deviation, in % or mm, of the average thickness for each tile from the work size thickness (WS).
- (***) The maximum permissible deviation from straightness, in % or mm, related to the corresponding work sizes (WS).
- (****) The maximum permissible deviation from rectangularity, in % or mm, related to the corresponding work sizes (WS).
- c.c. The maximum permissible deviation from centre curvature, in % or mm, related to diagonal calculated from the work sizes (WS).
- e.c. The maximum permissible deviation from edge curvature, in % or mm, related to the corresponding work sizes (WS).
- w. The maximum permissible deviation from warpage, in % or mm, related to diagonal calculated from the work sizes (WS).
- (1) Determination of slip resistance of pedestrian surfaces; it does not cover sports surfaces and road surfaces for vehicles (skid resistance).
- (2) Anti-slip performance is guaranteed at the time of delivery of the product.
- (3) However, tiles with a DCOF of 0,42 or greater are not necessarily suitable for all projects. The specifier shall determine tiles appropriate for specific project conditions, considering by way of example, but not in limitation, type of use, traffic, expected contaminants, expected maintenance, expected wear, and manufacturers' guidelines and recommendations."
- (4) For further details, please refer to outdoor design general catalogue.
- (5) Only for products with 20 mm thickness.

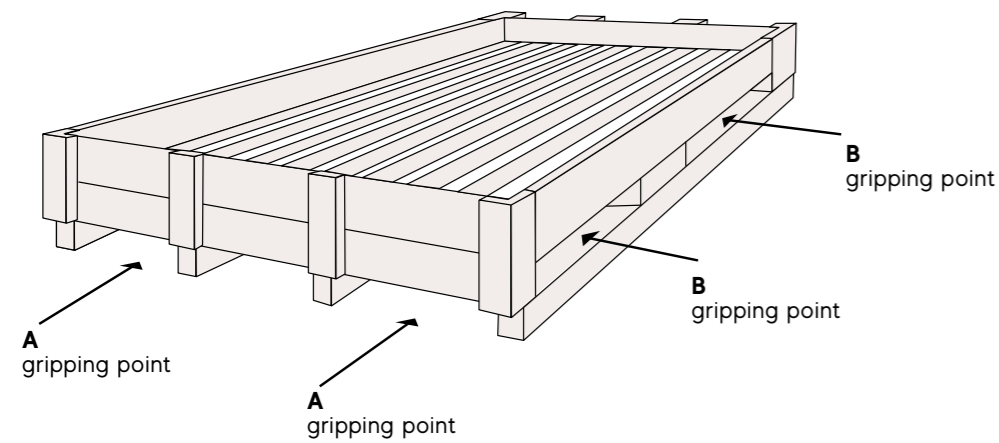
Technical features

		Requirements for nominal size N		162x324 cm - 63 ³ / ₄ "x127 ¹ / ₂ " 159x324 cm - 62 ³ / ₄ "x127 ¹ / ₂ " Not Rectified			160x320 cm - 63"x127" Rectified			
		N ≥ 15 cm		Silk	Matte Hammered Leathered	Polished Satin	Silk	Matte Hammered	Polished	
		(%)	(mm)							
Regularity characteristics	Length and width	ISO 10545-2	± 0,3 (*)	± 1 (*)	N.A.			Suitable for		
	Thickness		± 5 (**)	± 0,5 (**)	Suitable for Conforme			Suitable for		
	Straightness of sides		± 0,3 (***)	± 0,8 (***)	N.A.			Suitable for		
	Rectangularity (Measurement only on short edges when L/l ≥ 3)		± 0,3 (****)	± 1,5 (****)	N.A.			Suitable for		
Structural characteristics	Surface flatness		c.c. ± 0,4	c.c. ± 1,8	Suitable for			Suitable for		
			e.c. ± 0,4	e.c. ± 1,8						
Structural characteristics	Water absorption	ISO 10545-3	E, ≤ 0,5% Individual max 0,6%		≤ 0,1 %			≤ 0,1 %		
		ASTM C373-18	Requirement ANSI A137.1 Water Absorption Max ≤ 0,5%		≤ 0,5 %			≤ 0,5 %		
Bulk mechanical characteristics	Breaking strength	ISO 10545-4	S ≥ 700 N for thickness < 7,5mm	S ≥ 1300 N for thickness ≥ 7,5mm	12 mm -> S ≥ 3500N 20 mm -> S ≥ 10000N			S ≥ 1000N		
	Modulus of rupture		R ≥ 35 N/mm ²		R ≥ 40 N/mm ²			R ≥ 40 N/mm ²		
	Impact resistance, as coefficient of restitution	ISO 10545-5	Declared value		≥ 0,55			≥ 0,55		
Surface mechanical characteristics	Resistance to deep abrasion of unglazed tiles (removed volume)	ISO 10545-6	≤ 175 mm ³		Suitable for			Suitable for		
Thermal and hygrometric characteristics	Coefficient of thermal linear expansion	ISO 10545-8	Declared value		≤ 7 MK ⁻¹			≤ 7 MK ⁻¹		
	Thermal shock resistance	ISO 10545-9	Pass according to EN ISO 10545-1		Resistant			Resistant		
	Moisture expansion (in mm/m)	ISO 10545-10	Declared value		≤ 0,01% (0,1mm/m)			≤ 0,01% (0,1mm/m)		
	Frost resistance	ISO 10545-12	Pass according to EN ISO 10545-1		Resistant Resiste			Resistant Resiste		
Physical properties	Bond strength/adhesion for improved cementitious adhesives	EN 1348	Declared value		≥ 1,0 N/mm ² (Class C2 - EN 12004)			≥ 1,0 N/mm ² (Class C2 - EN 12004)		
	Reaction to fire	-	A1 or Afl		A1 without fiberglass - A2 with fiberglass			A1 - Afl		
Chemical characteristics	Resistance to household chemicals and swimming pool salts	ISO 10545-13	Minimum Class B (B for unglazed tiles)		A			A		
	Resistance to low concentrations of acids and alkalis		Declared Class		LA			LA		
	Resistance to high concentrations of acids and alkalis		Declared Class		HA HA -			HA HA -		
	Resistance to staining	ISO 10545-14	Declared Class		5			5		
Safety characteristics (1)(2)	Release of dangerous substances: Cadmium (in mg/dm ²) and Lead (in mg/dm ²)	ISO 10545-15	Declared value		≤ 0,01 mg/dm ² Cd ≤ 0,1 mg/dm ² Pb			≤ 0,01 mg/dm ² Cd ≤ 0,1 mg/dm ² Pb		
	Shod Ramp Test	DIN EN 16165 ANNEX B (EX DIN 51130)	Declared Class		-			-		
	Barefoot Ramp Test	DIN EN 16165 ANNEX A (EX DIN 51097)	Declared Class		-			-		
	Coefficient of friction (COF)	B.C.R.A. Rep. CEC/81	D.M. 236/89 dated 14/06/89 μ > 0,40 for leather sliding element on dry flooring μ > 0,40 for hard rubber sliding element on wet flooring		-			> 0,40 dry > 0,40 wet		
	Dynamic coefficient of friction (DCOF)	ANSI A 326,3	-		-			wet DCOF > 0,42 dry DCOF > 0,42		
	Resistance to scratching	UNI EN 15186:2012 met.B	-		CEN/TS 16209 Class A			CEN/TS 16209 Class A		
	Tendency to retain dirt	UNI 9300:2015	-		No visible change (5)			No visible change (5)		
	Surface resistance to cold liquids	UNI EN 12720:2013	-		CEN/TS 16209 Class A			CEN/TS 16209 Class A		
	Surface resistance to wet heat	UNI EN 12721:2013	-		CEN/TS 16209 Class A			CEN/TS 16209 Class A		
	Surface resistance to dry heat	UNI EN 12722:2013	-		CEN/TS 16209 Class A			CEN/TS 16209 Class A		
	Assessment of resistance to impact	ISO 4211-4:1988	-		Maximum drop height according to thickness			Maximum drop height according to thickness		

Logistic information

Atlas Plan slabs can be shipped in wooden crates or on A-frames made of wood or galvanized steel, according to the customer's choice.

Crates



Crate storage

The wooden crates can be stacked on top of each other. Up to 7 crates can be stacked. Up to 9 crates can be stacked providing they are placed on a concrete floor. However, it is not possible to place a load of different size than that of the crate itself on top. The crates can be stored outdoors for up to 6 months.

MATERIAL	CERTIFICATION	EXTERIOR DIMENSIONS [MM - INCHES]	WEIGHT [KG - LBS]	GRIPPING POINTS
Wood	Structural and phytosanitary features*	3442x1745x374 135" x69" x15"	140 - 308,6	4-way (A or B)

*Phytosanitary certification refers to International Standard ISPM-15.

Transport in crates

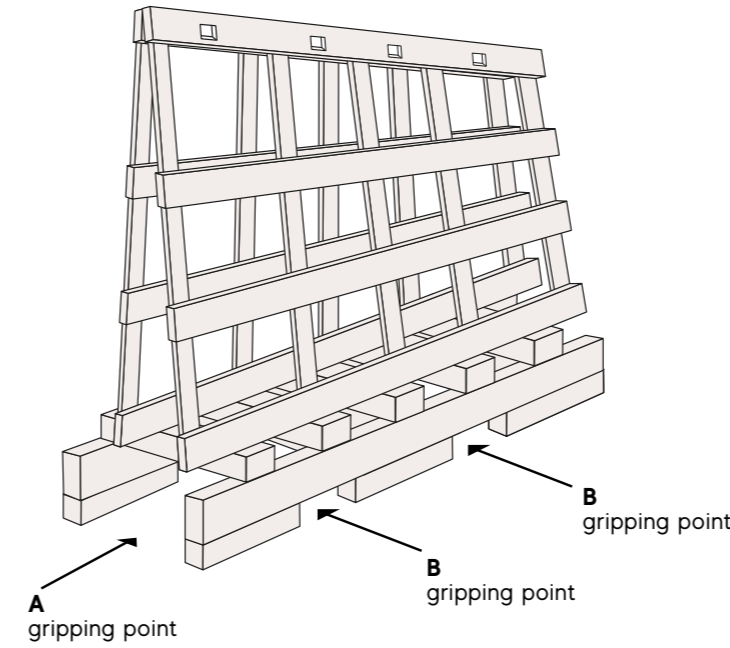
THICKNESS [MM - INCHES]	SLABS LOADABLE IN CRATE	SQUARE METRES LOADABLE IN CRATE [M ² - SQFT]	CRATE WEIGHT IN MAXIMUM LOAD CONDITIONS [KG - LBS]*
20 - 3/4"	4	21 - 226	1106 - 2438
12 - 1/2"	8	42 - 452	1300 - 2866
6 - 1/4"	14	73.5 - 150,7	1155 - 2546

*weight tolerance of slabs 5%

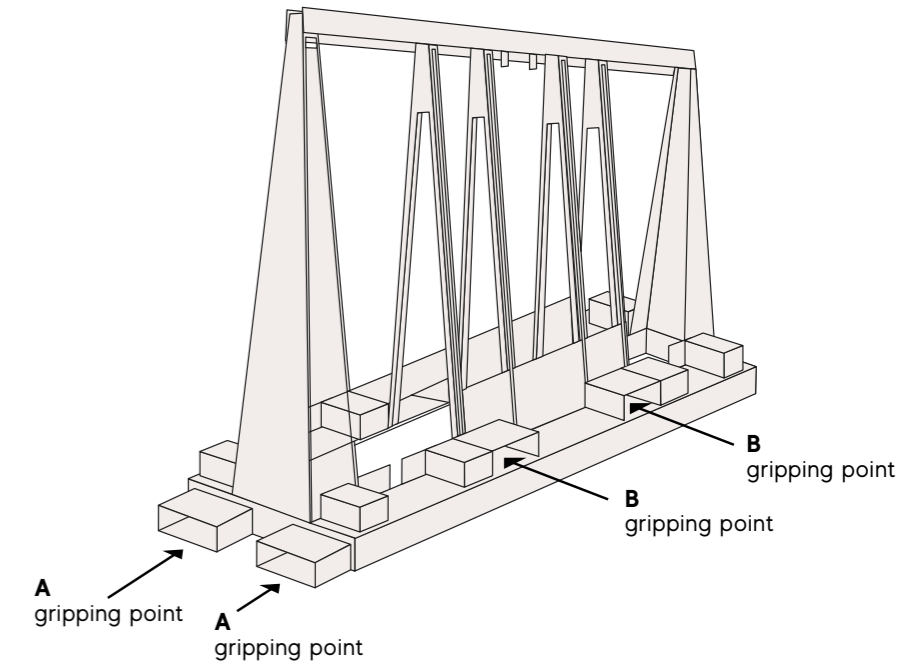
A foam corner protection is applied when the slabs are loaded into the crates. A polystyrene sheet is placed on the bottom of the crate. The loading of each crate is then completed by applying a heat-shrink cap.

A-frame

Wooden A-frame



Steel A-frame



MATERIAL	CERTIFICATION	DIMENSIONS [MM - INCHES]	WEIGHT [KG - LBS]	GRIPPING POINTS
Wood	Structural and phytosanitary features*	3300x750x1953 130" x30" x77"	205 - 452	4-way (A or B)
Galvanised steel	Structural	3300x750x1950 130" x30" x77"	176 - 388	4-way (A or B)

*The structural certification refers to the following standards: UNI 91251, UNI EN 1995-1, UNI EN 12246, UNI EN 12248, UNI EN 636, UNI EN 12369-2; the phytosanitary certification refers to international standard ISPM-15.

A-frame storage

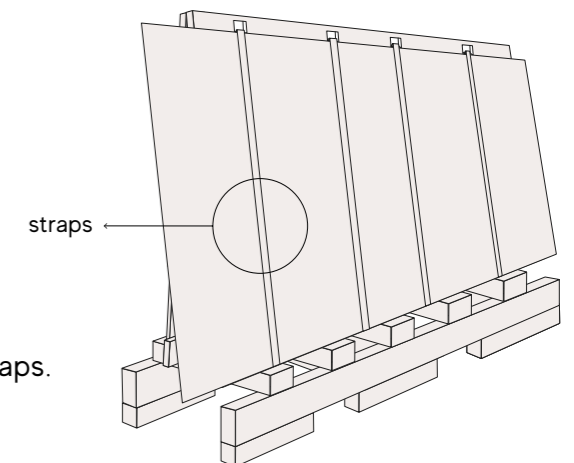
A third A-frame can be inserted upside-down between two wooden A-frames placed side-by-side to optimise empty A-frame storage space. Up to 6 galvanized steel A-frames can be stacked.

Transport on A-frames

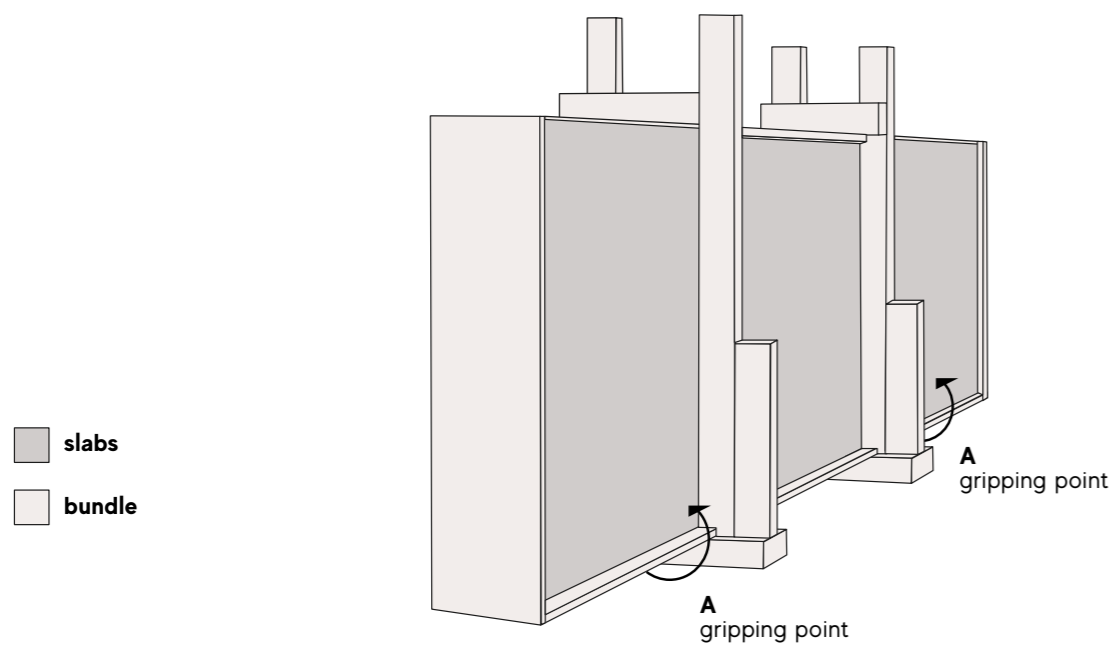
SLAB THICKNESS [MM - INCHES]	SLABS LOADABLE ON A-FRAMES	SQUARE METRES LOADABLE ON A-FRAME [M ² - SQFT]	A-FRAME WEIGHT IN MAXIMUM LOAD CONDITIONS [KG - LBS]*	
			WOODEN A-FRAME	STEEL A-FRAME
20 - 3/4"	12	63 - 678	3103 - 6841	3074 - 6777
12 - 1/2"	22	115,5 - 1243	3400 - 7496	3366 - 7421
6 - 1/4"	42	220 - 2368	3250 - 7165	3221 - 7101

*weight tolerance of slabs equal to 5%

Once loaded, the slabs are fixed to the packaging by applying four vertical straps. The packaging is then covered by a heat-shrinkable cap. Incomplete loads must be balanced between the two sides of the A-frame.



Bundles



MATERIAL	CERTIFICATION	EXTERIOR DIMENSIONS [MM - INCHES]	WEIGHT [KG - LBS]	GRIPPING POINTS
Wood	Phytosanitary	3300x540x1800 130"x21"x71"	30-40 66-88	Base (A)

Bundles storage

Bundles can be stocked parallel on the ground. The bundles can be stored outdoors for up to 6 months. It is not recommended to store bundles outdoor for more than 6 months.

Transport on bundles

THICKNESS [MM - INCHES]	SLABS LOADABLE ON BUNDLES	SQUARE METRES LOADABLE ON BUNDLES [M² - SQFT]	BUNDLES WEIGHT IN MAXIMUM LOAD CONDITIONS [KG - LBS]*
12 - 1/2"	18	94,5 - 1017,2	2650 - 5842
20 - 3/4"	12	63 - 678	2920 - 6437,5

*weight tolerance of slabs 5%

atlasPLAN
THE SIZE OF EMOTIONS