

 atlas concorde  
**SOLUTION**

Interactive version

**Catalog 2024**

# Index

## Product Finder

- ↔ ALPHABETICAL INDEX
- ↔ LOOK INDEX

## Surface Range

- ↔ STONE LOOK
- ↔ CONCRETE LOOK
- ↔ WOOD LOOK
- ↔ MARBLE LOOK
- ↔ WALL TILES

## ↔ Company

## Collections

- ↔ STONE LOOK
- ↔ CONCRETE LOOK
- ↔ MARBLE LOOK
- ↔ WOOD LOOK

## Technical Specifications

- ↔ Environmental sustainability
- ↔ Certifications
- ↔ Sensitech technology
- ↔ Color-Shading
- ↔ Destinations of use
- ↔ Technical specification
- ↔ Laying suggestions, cleaning and maintenance
- ↔ General sales conditions

PRODUCT  
FINDER



SURFACE  
RANGE



COMPANY



COLLECTIONS



TECHNICAL  
SPECIFICATIONS



# Alphabetical Index

- [38](#) BLOCK
- [42](#) BLOCK IN
- [44](#) BLOCK NEXT
- [84](#) BREATH
- [56](#) CODEC
- [46](#) DIESIS
- [74](#) EXIGO
- [48](#) FACTOR
- [64](#) FLUX
- [30](#) IMPACT
- [72](#) REALM
- [12](#) ULTRABLOCK
- [80](#) WOULD
- [20](#) YACHT

# Look Index

## Stone Look

- [12](#) ULTRABLOCK
- [20](#) YACHT
- [30](#) IMPACT
- [38](#) BLOCK
- [42](#) BLOCK IN
- [44](#) BLOCK NEXT
- [46](#) DIESIS

## Concrete Look

- [48](#) FACTOR
- [56](#) CODEC
- [64](#) FLUX
- [72](#) REALM

## Marble Look

- [74](#) EXIGO

## Wood Look

- [80](#) WOULD
- [84](#) BREATH

PRODUCT  
FINDER



SURFACE  
RANGE



COMPANY



COLLECTIONS




TECHNICAL  
SPECIFICATIONS



# Porcelain Tiles Stone Look

≡ 8/9 mm Matte, Grip, Textured  
≡ 20 mm Outdoor



# Concrete Look

≡ 8/9 mm Matte, Grip  
≡ 20 mm Outdoor



PRODUCT  
FINDER



SURFACE  
RANGE



STONE LOOK

CONCRETE LOOK

WOOD LOOK

MARBLE LOOK

WALL TILES

COMPANY



COLLECTIONS




TECHNICAL  
SPECIFICATIONS



# Porcelain Tiles Wood Look

≡ 8 mm Matte, Grip



# Marble Look

≡ 8/9 mm Matte, Polished



# Wall Tiles

≡ 8,5 mm Matte, Shiny



PRODUCT FINDER



SURFACE RANGE



STONE LOOK  
CONCRETE LOOK

WOOD LOOK  
MARBLE LOOK  
WALL TILES

COMPANY



COLLECTIONS



TECHNICAL SPECIFICATIONS



# atlas concorde SOLUTION



The Atlas Concorde brand that offers a simple and affordable solution for creating stylish spaces for everyday living with the guarantee of quality Made in Italy.

Il brand di Atlas Concorde che offre una soluzione semplice e accessibile per creare ambienti di stile da vivere tutti i giorni, con la garanzia della qualità Made in Italy.

Le brand d'Atlas Concorde qui offre une solution simple et accessible pour créer des espace stylés à vivre au quotidien, avec la garantie de la qualité du Made in Italy.

Die Marke von Atlas Concorde mit einfachen und erschwinglichen Lösungen für die Gestaltung stilvoller Räume, die Tag für Tag Freude machen. Mit der garantierten Qualität des Made in Italy.

La marca Atlas Concorde que ofrece una solución sencilla y accesible para crear ambientes elegantes para la vida cotidiana con la garantía de la calidad Made in Italy.



A SMART SOLUTION



A DECOR SOUL



AN EASY OUTDOOR

PRODUCT FINDER



SURFACE RANGE



COMPANY



COLLECTIONS



TECHNICAL SPECIFICATIONS



# Collections

## Stone Look

- ↔ BLOCK
- ↔ BLOCK IN
- ↔ BLOCK NEXT
- ↔ DIESIS
- ↔ IMPACT
- ↔ ULTRABLOCK
- ↔ YACHT

## Concrete Look

- ↔ CODEC
- ↔ FACTOR
- ↔ FLUX
- ↔ REALM

## Marble Look

- ↔ EXIGO

## Wood Look

- ↔ BREATH
- ↔ WOULD

PRODUCT  
FINDER



SURFACE  
RANGE



COMPANY



COLLECTIONS



STONE LOOK

CONCRETE LOOK

MARBLE LOOK

WOOD LOOK

TECHNICAL  
SPECIFICATIONS



# Ultrablock

Floor Wall Decors Outdoor



INDEX



PRODUCT FINDER



SURFACE RANGE



COMPANY



COLLECTIONS



STONE LOOK

CONCRETE LOOK

MARBLE LOOK

WOOD LOOK

TECHNICAL SPECIFICATIONS





# Ultrablock

Porcelain Tiles RECTIFIED MONOCALIBER



Matte Sensitech ± 8-9 mm  
Textured ± 8 mm  
Outdoor ± 20 mm



RIO B Matte Sensitech ± 8-9 mm  
R11 C Textured ± 8 mm  
R11 C Outdoor ± 20 mm




V3 Moderate Variation

## MATTE Sensitech SURFACE

Floor Wall



± 9 mm  
**60x120 cm** - 23<sup>5</sup>/<sub>8</sub>"x47<sup>1</sup>/<sub>4</sub>"  
AP9M Ultrablock White  
AP9P Ultrablock Desert  
AP9Q Ultrablock Silver  
AP9R Ultrablock Lead  
AP9S Ultrablock Coke



± 8 mm  
**60x60 cm** - 23<sup>5</sup>/<sub>8</sub>"x23<sup>5</sup>/<sub>8</sub>"  
AP9T Ultrablock White  
AP9U Ultrablock Desert  
AP9V Ultrablock Silver  
AP9W Ultrablock Lead  
AP9X Ultrablock Coke



± 8 mm  
**30x60 cm** - 11<sup>3</sup>/<sub>4</sub>"x23<sup>5</sup>/<sub>8</sub>"  
AP9Y Ultrablock White  
AP9Z Ultrablock Desert  
AQAA Ultrablock Silver  
AQAB Ultrablock Lead  
AQAC Ultrablock Coke




± 8 mm  
**30x30 cm** - 11<sup>3</sup>/<sub>4</sub>"x11<sup>3</sup>/<sub>4</sub>"  
AQFQ Ultrablock White  
AQFR Ultrablock Desert  
AQFS Ultrablock Silver  
AQFT Ultrablock Lead  
AQFU Ultrablock Coke

## TEXTURED SURFACE

## OUTDOOR ± 20 mm

Outdoor



± 8 mm  
**60x60 cm** - 23<sup>5</sup>/<sub>8</sub>"x23<sup>5</sup>/<sub>8</sub>"  
AQAJ Ultrablock White  
AQAK Ultrablock Desert  
AQAL Ultrablock Silver  
AQAM Ultrablock Lead  
AQAN Ultrablock Coke



± 8 mm  
**30x60 cm** - 11<sup>3</sup>/<sub>4</sub>"x23<sup>5</sup>/<sub>8</sub>"  
AQAD Ultrablock White  
AQAE Ultrablock Desert  
AQAF Ultrablock Silver  
AQAH Ultrablock Lead  
AQAI Ultrablock Coke




± 20 mm  
**60x60 cm** - 23<sup>5</sup>/<sub>8</sub>"x23<sup>5</sup>/<sub>8</sub>"  
AQW9 Ultrablock Desert 20mm  
AQXA Ultrablock Silver 20mm  
AQXB Ultrablock Lead 20mm

## DECOR RANGE



AP8E Ultrablock White Mosaico  
30x30 - 11<sup>3</sup>/<sub>4</sub>"x11<sup>3</sup>/<sub>4</sub>"




AQAP Ultrablock Desert Mosaico  
30x30 - 11<sup>3</sup>/<sub>4</sub>"x11<sup>3</sup>/<sub>4</sub>"



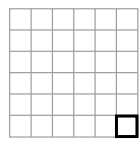
AQQA Ultrablock Silver Mosaico  
30x30 - 11<sup>3</sup>/<sub>4</sub>"x11<sup>3</sup>/<sub>4</sub>"



AQAR Ultrablock Lead Mosaico  
30x30 - 11<sup>3</sup>/<sub>4</sub>"x11<sup>3</sup>/<sub>4</sub>"



AQAT Ultrablock Coke Mosaico  
30x30 - 11<sup>3</sup>/<sub>4</sub>"x11<sup>3</sup>/<sub>4</sub>"

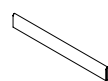


4,8x4,8 cm  
1<sup>7</sup>/<sub>8</sub>"x1<sup>7</sup>/<sub>8</sub>"



P. 91

### Battiscopa



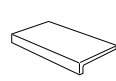
7,2x60 cm  
2<sup>7</sup>/<sub>8</sub>"x23<sup>5</sup>/<sub>8</sub>"  
Matte

### Gradino



30x60 cm  
11<sup>3</sup>/<sub>4</sub>"x23<sup>5</sup>/<sub>8</sub>"  
Matte

### Angolare a L



15x30 H4 cm  
5<sup>7</sup>/<sub>8</sub>"x11<sup>3</sup>/<sub>4</sub>" H1<sup>1</sup>/<sub>8</sub>"  
Textured

White  
Desert  
Silver  
Lead  
Coke

AQA8  
AQA9  
AQBA  
AQBB  
AQBC

AQA3  
AQA4  
AQA5  
AQA6  
AQA7


AQBD  
AQBE  
AQBF  
AQBG  
AQBH



WHITE



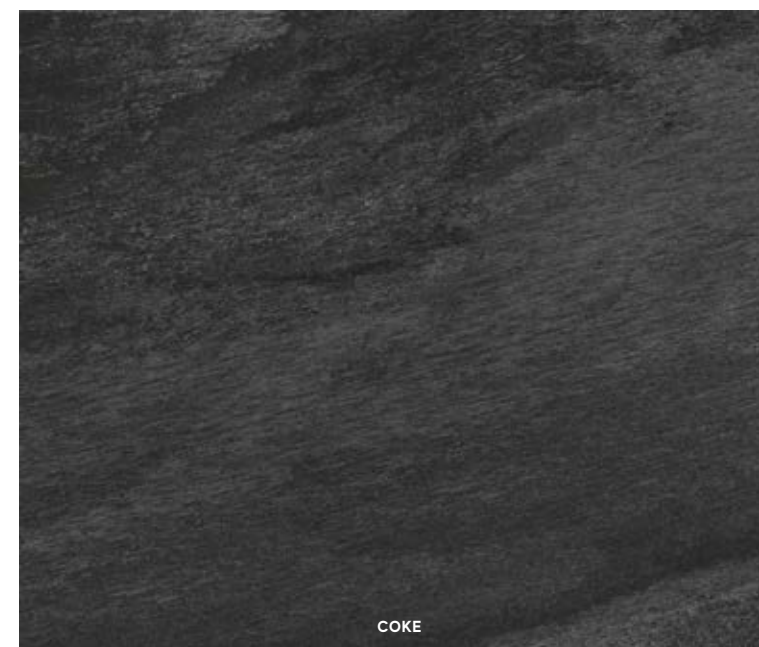
DESERT



SILVER



LEAD



COKE

INDEX



PRODUCT FINDER



SURFACE RANGE



COMPANY



COLLECTIONS



STONE LOOK

CONCRETE LOOK

MARBLE LOOK

WOOD LOOK

TECHNICAL SPECIFICATIONS



# Ultrablock

Wall tiles RECTIFIED MONOCALIBER



MATTE SURFACE

Wall



± 8,5 mm

40x80 cm - 15 7/8" x 31 1/2"

AQIV Ultrablock White

AQZ4 Ultrablock Trame White

AQZ6 Ultrablock Materia White

AQIW Ultrablock Desert

AQZ5 Ultrablock Trame Desert

AQZ7 Ultrablock Materia Desert



WHITE



DESERT



TRAME WHITE



TRAME DESERT



MATERIA WHITE



MATERIA DESERT



## Porcelain tiles NOT RECTIFIED

DECOR RANGE



AQAZ Ultrablock White Brick  
7,5x30 - 3"x1 1/4" Not Rectified



AQAØ Ultrablock Desert Brick  
7,5x30 - 3"x1 1/4" Not Rectified



PRODUCT FINDER



SURFACE RANGE



COMPANY



COLLECTIONS



STONE LOOK

CONCRETE LOOK

MARBLE LOOK

WOOD LOOK

TECHNICAL SPECIFICATIONS





PRODUCT  
FINDER



SURFACE  
RANGE



COMPANY



COLLECTIONS



STONE LOOK

CONCRETE LOOK

MARBLE LOOK

WOOD LOOK

TECHNICAL  
SPECIFICATIONS



# Yacht

- Floor
- Wall
- Decors
- Outdoor



INDEX



PRODUCT FINDER



SURFACE RANGE



COMPANY



COLLECTIONS



STONE LOOK

CONCRETE LOOK

MARBLE LOOK

WOOD LOOK

TECHNICAL SPECIFICATIONS



# Yacht

Porcelain Tiles RECTIFIED MONOCALIBER



Matte Sensitech ± 8-9 mm  
Grip ± 8 mm  
Outdoor ± 20 mm



R10 B Matte Sensitech ± 8-9 mm  
R11 C Grip ± 8 mm  
R11 C Outdoor ± 20 mm




V2 Slight Variation

## MATTE Sensitech SURFACE

Floor Wall



± 9 mm  
**60x120 cm** - 23<sup>5</sup>/<sub>8</sub>"x47<sup>1</sup>/<sub>4</sub>"  
AQBP Yacht Ivory  
AQBQ Yacht Sand  
AQBR Yacht Ash  
AQBS Yacht Gray  
AQBZ Yacht Anthracite



± 8 mm  
**60x60 cm** - 23<sup>5</sup>/<sub>8</sub>"x23<sup>5</sup>/<sub>8</sub>"  
AQBV Yacht Ivory  
AQBW Yacht Sand  
AQBX Yacht Ash  
AQBZ Yacht Anthracite



± 8 mm  
**30x60 cm** - 11<sup>3</sup>/<sub>4</sub>"x23<sup>5</sup>/<sub>8</sub>"  
AQB9 Yacht Ivory  
AQCA Yacht Sand  
AQCB Yacht Ash  
AQCD Yacht Gray  
AQCE Yacht Anthracite




± 8 mm  
**30x30 cm** - 11<sup>3</sup>/<sub>4</sub>"x11<sup>3</sup>/<sub>4</sub>"  
AQFV Yacht Ivory  
AQFW Yacht Sand  
AQFX Yacht Ash  
AQFY Yacht Gray  
AQFZ Yacht Anthracite

## GRIP SURFACE

## OUTDOOR ± 20 mm

Outdoor



± 8 mm  
**60x60 cm** - 23<sup>5</sup>/<sub>8</sub>"x23<sup>5</sup>/<sub>8</sub>"  
AQCF Yacht Ivory Grip  
AQCG Yacht Sand Grip  
AQCH Yacht Ash Grip  
AQCI Yacht Gray Grip  
AQCJ Yacht Anthracite Grip



± 20 mm  
**60x60 cm** - 23<sup>5</sup>/<sub>8</sub>"x23<sup>5</sup>/<sub>8</sub>"  
ARQP Yacht Sand 20mm  
ARQN Yacht Gray 20mm




IVORY



SAND



ASH



GRAY

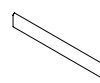


ANTHRACITE



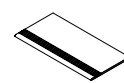
P. 91

### Battiscopa



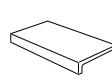
7,2x60 cm  
2<sup>7</sup>/<sub>8</sub>"x23<sup>5</sup>/<sub>8</sub>"  
Matte

### Gradino



30x60 cm  
11<sup>3</sup>/<sub>4</sub>"x23<sup>5</sup>/<sub>8</sub>"  
Matte

### Angolare a L



15x30 H4 cm  
5<sup>7</sup>/<sub>8</sub>"x11<sup>3</sup>/<sub>4</sub>" H4<sup>1</sup>/<sub>8</sub>"  
Grip

Ivory  
Sand  
Ash  
Gray  
Anthracite

AQCQ  
AQCR  
AQCS  
AQCT  
AQCW

AQCL  
AQCM  
AQCN  
AQCO  
AQCP

AQCV  
AQCW  
AQCX  
AQCY  
AQCZ



PRODUCT FINDER



SURFACE RANGE



COMPANY



COLLECTIONS



STONE LOOK

CONCRETE LOOK

MARBLE LOOK

WOOD LOOK

TECHNICAL SPECIFICATIONS




# Yacht

Porcelain Tiles RECTIFIED MONOCALIBER


## DECOR RANGE




AQCK Yacht Stratos 60x120 rectified  
60x120 - 23<sup>5</sup>/<sub>8</sub>"x47<sup>1</sup>/<sub>4</sub>"



AQXC Yacht Ivory  
Mosaico  
30x30 - 11<sup>3</sup>/<sub>4</sub>"x11<sup>3</sup>/<sub>4</sub>"




AQXD Yacht Sand  
Mosaico  
30x30 - 11<sup>3</sup>/<sub>4</sub>"x11<sup>3</sup>/<sub>4</sub>"



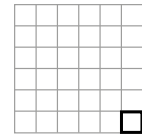
AQXE Yacht Ash  
Mosaico  
30x30 - 11<sup>3</sup>/<sub>4</sub>"x11<sup>3</sup>/<sub>4</sub>"



AQXF Yacht Gray  
Mosaico  
30x30 - 11<sup>3</sup>/<sub>4</sub>"x11<sup>3</sup>/<sub>4</sub>"



AQXG Yacht Anthracite  
Mosaico  
30x30 - 11<sup>3</sup>/<sub>4</sub>"x11<sup>3</sup>/<sub>4</sub>"



4,8x4,8 cm  
1<sup>7</sup>/<sub>8</sub>"x1<sup>7</sup>/<sub>8</sub>"



INDEX



PRODUCT  
FINDER



SURFACE  
RANGE



COMPANY



COLLECTIONS



STONE LOOK

CONCRETE LOOK

MARBLE LOOK

WOOD LOOK

TECHNICAL  
SPECIFICATIONS



# Yacht

Wall tiles RECTIFIED MONOCALIBER



MATTE SURFACE

Wall



± 8,5 mm

40x80 cm - 15 7/8" x 31 1/2"

AQZ8 Yacht Ivory

AQØA Yacht Trame Ivory

AQØC Yacht Materia Ivory

AQZ9 Yacht Sand

AQØB Yacht Trame Sand

AQØD Yacht Materia Sand



IVORY



SAND



TRAME IVORY



TRAME SAND



MATERIA IVORY



MATERIA SAND




DECOR RANGE



AQCØ Yacht Ivory Brick  
7,5x30 - 3"x1 1/4" Not Rectified



AQC1 Yacht Sand Brick  
7,5x30 - 3"x1 1/4" Not Rectified



PRODUCT FINDER



SURFACE RANGE



COMPANY



COLLECTIONS



STONE LOOK

CONCRETE LOOK

MARBLE LOOK

WOOD LOOK

TECHNICAL SPECIFICATIONS





INDEX



PRODUCT  
FINDER



SURFACE  
RANGE



COMPANY



COLLECTIONS



STONE LOOK

CONCRETE LOOK

MARBLE LOOK

WOOD LOOK

TECHNICAL  
SPECIFICATIONS





# Impact

- Floor
- Wall
- Decors
- Outdoor



INDEX



PRODUCT FINDER



SURFACE RANGE



COMPANY



COLLECTIONS



STONE LOOK

CONCRETE LOOK

MARBLE LOOK

WOOD LOOK

TECHNICAL SPECIFICATIONS



# Impact

Porcelain Tiles RECTIFIED MONOCALIBER



Matte ± 8-9 mm  
Grip ± 8 mm  
Outdoor ± 20 mm



R10 B Matte ± 8-9 mm  
R11 C Grip ± 8 mm  
R11 C Outdoor ± 20 mm




V2 Slight Variation

## MATTE SURFACE

Floor Wall



± 9 mm  
**60x120 cm** - 23<sup>5</sup>/<sub>8</sub>"x47<sup>1</sup>/<sub>4</sub>"  
AFH9 Impact Moon  
AFIA Impact Clay  
AFIB Impact Ash  
AFIC Impact Graphite



± 8 mm  
**60x60 cm** - 23<sup>5</sup>/<sub>8</sub>"x23<sup>5</sup>/<sub>8</sub>"  
AFF8 Impact Moon  
AFHX Impact Clay  
AFHY Impact Ash  
AFHZ Impact Graphite




± 8 mm  
**30x60 cm** - 11<sup>3</sup>/<sub>4</sub>"x23<sup>5</sup>/<sub>8</sub>"  
AFHØ Impact Moon  
AFH1 Impact Clay  
AFH2 Impact Ash  
AFH3 Impact Graphite

## GRIP SURFACE

## OUTDOOR ± 20 mm

Outdoor



± 8 mm  
**60x60 cm** - 23<sup>5</sup>/<sub>8</sub>"x23<sup>5</sup>/<sub>8</sub>"  
AFH5 Impact Moon Grip  
AFH4 Impact Clay Grip  
AFH6 Impact Ash Grip  
AFH7 Impact Graphite Grip



± 20 mm  
**45x90 cm** - 17<sup>3</sup>/<sub>4</sub>"x35<sup>3</sup>/<sub>8</sub>"  
AFJM Impact Moon 20mm  
AFJN Impact Clay 20mm  
AFJO Impact Ash 20mm  
AFJP Impact Graphite 20mm




MOON



CLAY



ASH

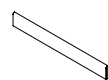


GRAPHITE



P. 91

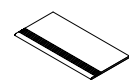
### Battiscopa



7,2x60 cm  
2<sup>7</sup>/<sub>8</sub>"x23<sup>5</sup>/<sub>8</sub>"

Matte

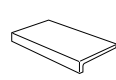
### Gradino



30x60 cm  
11<sup>3</sup>/<sub>4</sub>"x23<sup>5</sup>/<sub>8</sub>"

Matte

### Angolare a L



15x30 H4 cm  
5<sup>7</sup>/<sub>8</sub>"x11<sup>3</sup>/<sub>4</sub>" H1<sup>5</sup>/<sub>8</sub>"

Grip

Moon  
Clay  
Ash  
Graphite

AFIR  
AFIS  
AFIT  
AFIU

AFIL  
AFIO  
AFIP  
AFIQ

AFIV  
AFIW  
AFIX  
AFIY



PRODUCT  
FINDER



SURFACE  
RANGE



COMPANY



COLLECTIONS



STONE LOOK

CONCRETE LOOK

MARBLE LOOK

WOOD LOOK

TECHNICAL  
SPECIFICATIONS



# Impact

Porcelain Tiles RECTIFIED MONOCALIBER

## DECOR RANGE




AFH8 Impact Nature Kintsugi - 8 different patterns  
30x60 - 11<sup>1</sup>/<sub>4</sub>"x23<sup>3</sup>/<sub>8</sub>"



AFIH Impact Moon  
Brick  
29,5x60 - 11<sup>5</sup>/<sub>8</sub>"x23<sup>3</sup>/<sub>8</sub>"

AFIL Impact Clay  
Brick  
29,5x60 - 11<sup>5</sup>/<sub>8</sub>"x23<sup>3</sup>/<sub>8</sub>"



AFIJ Impact Ash  
Brick  
29,5x60 - 11<sup>5</sup>/<sub>8</sub>"x23<sup>3</sup>/<sub>8</sub>"

AFIK Impact Graphite  
Brick  
29,5x60 - 11<sup>5</sup>/<sub>8</sub>"x23<sup>3</sup>/<sub>8</sub>"



- A 85,5 cm - 33<sup>5</sup>/<sub>8</sub>"
- B 29 cm - 11<sup>1</sup>/<sub>8</sub>"
- C 4x60 cm - 1<sup>5</sup>/<sub>8</sub>"x23<sup>3</sup>/<sub>8</sub>"
- D 5,9x60 cm - 2<sup>3</sup>/<sub>8</sub>"x23<sup>3</sup>/<sub>8</sub>"
- E 8,37x60 cm - 3<sup>3</sup>/<sub>8</sub>"x23<sup>3</sup>/<sub>8</sub>"



AFID Impact Moon  
Mosaico  
30x30 - 11<sup>1</sup>/<sub>4</sub>"x11<sup>1</sup>/<sub>4</sub>"



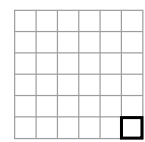
AFIE Impact Clay  
Mosaico  
30x30 - 11<sup>1</sup>/<sub>4</sub>"x11<sup>1</sup>/<sub>4</sub>"



AFIF Impact Ash  
Mosaico  
30x30 - 11<sup>1</sup>/<sub>4</sub>"x11<sup>1</sup>/<sub>4</sub>"



AFIG Impact Graphite  
Mosaico  
30x30 - 11<sup>1</sup>/<sub>4</sub>"x11<sup>1</sup>/<sub>4</sub>"



4,8x4,8 cm  
1<sup>7</sup>/<sub>8</sub>"x1<sup>7</sup>/<sub>8</sub>"



INDEX



PRODUCT  
FINDER



SURFACE  
RANGE



COMPANY



COLLECTIONS



STONE LOOK

CONCRETE LOOK

MARBLE LOOK

WOOD LOOK

TECHNICAL  
SPECIFICATIONS





INDEX



PRODUCT  
FINDER



SURFACE  
RANGE



COMPANY



COLLECTIONS



STONE LOOK

CONCRETE LOOK

MARBLE LOOK


WOOD LOOK

TECHNICAL  
SPECIFICATIONS



# Block


Floor Wall Outdoor




## Porcelain Tiles RECTIFIED MONOCALIBER

**H** HEAVY TRAFFIC Textured ± 8 mm Outdoor ± 20 mm **R11 C** Textured ± 8 mm **R11 C** Outdoor ± 20 mm V2 Slight Variation

TEXTURED SURFACE — OUTDOOR ± 20 mm — Outdoor



± 8 mm  
30x60 cm - 11<sup>3</sup>/<sub>8</sub>"x23<sup>3</sup>/<sub>8</sub>"  
AHOH Block Bianco  
AHOG Block Beige  
AHOI Block Grigio  
AØHY Block Fumo



± 20 mm  
60x60 cm - 23<sup>3</sup>/<sub>8</sub>"x23<sup>3</sup>/<sub>8</sub>"  
ADDJ Block Bianco 20mm  
ADDI Block Beige 20mm  
ADDH Block Grigio 20mm

## DECOR RANGE



AØRG Block Bianco  
Brick  
29,5x60 - 11<sup>5</sup>/<sub>8</sub>"x23<sup>3</sup>/<sub>8</sub>"




AØRE Block Grigio  
Brick  
29,5x60 - 11<sup>5</sup>/<sub>8</sub>"x23<sup>3</sup>/<sub>8</sub>"



AØRF Block Beige  
Brick  
29,5x60 - 11<sup>5</sup>/<sub>8</sub>"x23<sup>3</sup>/<sub>8</sub>"

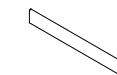


AØRD Block Fumo  
Brick  
29,5x60 - 11<sup>5</sup>/<sub>8</sub>"x23<sup>3</sup>/<sub>8</sub>"



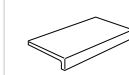
Bianco  
Beige  
Grigio  
Fumo

Battiscopa



7,5x30 cm  
2<sup>1</sup>/<sub>2</sub>"x11<sup>1</sup>/<sub>2</sub>"  
Textured

Angolare a L



16,5x30 H3,8 cm  
6<sup>1</sup>/<sub>2</sub>"x11<sup>1</sup>/<sub>2</sub>" H1<sup>1</sup>/<sub>2</sub>"  
Textured

ABNJ  
ABNI  
ABNH  
ABNG

INDEX



PRODUCT FINDER



SURFACE RANGE



COMPANY



COLLECTIONS



STONE LOOK

CONCRETE LOOK

MARBLE LOOK

WOOD LOOK

TECHNICAL SPECIFICATIONS





INDEX



PRODUCT  
FINDER



SURFACE  
RANGE



COMPANY



COLLECTIONS



STONE LOOK

CONCRETE LOOK

MARBLE LOOK

WOOD LOOK

TECHNICAL  
SPECIFICATIONS



# Block In

Floor

Wall



## Porcelain Tiles RECTIFIED MONOCALIBER



Matte ± 8 mm



R10 B Matte ± 8 mm



V2 Slight Variation

### MATTE SURFACE

Floor

Wall



± 8 mm

30x60 cm - 11<sup>3</sup>/<sub>4</sub>"x23<sup>5</sup>/<sub>8</sub>"

AØMT Block In Bianco

AHOD Block In Beige

D655 Block In Grigio

AØHZ Block In Fumo

INDEX



PRODUCT  
FINDER



SURFACE  
RANGE



COMPANY



COLLECTIONS



STONE LOOK

CONCRETE LOOK

MARBLE LOOK

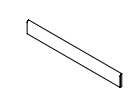
WOOD LOOK

TECHNICAL  
SPECIFICATIONS



Moon  
Clay  
Ash  
Ash

Battiscopa




7,2x60 cm  
2<sup>7</sup>/<sub>8</sub>"x23<sup>5</sup>/<sub>8</sub>"

Matte

ADE1  
ADEØ  
ADEZ  
ADEY

Gradino



30x60 cm  
11<sup>3</sup>/<sub>4</sub>"x23<sup>5</sup>/<sub>8</sub>"

Matte

ADEU  
ADE4  
ADE6  
ADE5

# Block Next

- Floor
- Wall
- Decors
- Outdoor



## Porcelain Tiles RECTIFIED MONOCALIBER

Matte ± 8 mm Grip ± 8 mm
 R10 B Matte ± 8 mm R11 C Grip ± 8 mm
 V3 Moderate Variation

### MATTE SURFACE

- Floor
- Wall



**± 8 mm**  
**30x60 cm - 11<sup>3</sup>/<sub>4</sub>"x23<sup>5</sup>/<sub>8</sub>"**  
 AHOK Block Next Avorio  
 AHOL Block Next Perla  
 AHOM Block Next Dorato  
 AHOM Block Next Titanio

### GRIP SURFACE

- Outdoor



**± 8 mm**  
**30x60 cm - 11<sup>3</sup>/<sub>4</sub>"x23<sup>5</sup>/<sub>8</sub>"**  
 AHON Block Next Avorio Grip  
 AHOO Block Next Perla Grip  
 AHOP Block Next Dorato Grip  
 AHOQ Block Next Titanio Grip

## DECOR RANGE

<p>AØRH Block Next Avorio Brick 29,5x60 - 11<sup>5</sup>/<sub>8</sub>"x23<sup>3</sup>/<sub>8</sub>"</p>	<p>AØRJ Block Next Perla Brick 29,5x60 - 11<sup>5</sup>/<sub>8</sub>"x23<sup>3</sup>/<sub>8</sub>"</p>
<p>AØRI Block Next Dorato Brick 29,5x60 - 11<sup>5</sup>/<sub>8</sub>"x23<sup>3</sup>/<sub>8</sub>"</p>	<p>AØRK Block Next Titanio Brick 29,5x60 - 11<sup>5</sup>/<sub>8</sub>"x23<sup>3</sup>/<sub>8</sub>"</p>

Battiscopa	Gradino	Angolare a L
7,2x60 cm 2 <sup>7</sup> / <sub>8</sub> "x23 <sup>3</sup> / <sub>8</sub> " Matte	30x60 cm 11 <sup>3</sup> / <sub>4</sub> "x23 <sup>5</sup> / <sub>8</sub> " Matte	16,5x30 H3,8 cm 6 <sup>1</sup> / <sub>2</sub> "x11 <sup>1</sup> / <sub>4</sub> " H1 <sup>1</sup> / <sub>2</sub> " Textured
Avorio Perla Dorato Titanio	AAHO AAHP AAHQ AAHR	AAHK AAHL AAHM AANH
		AAHS AAHT AAHU AAHV





# Diesis

Floor Wall Decors Outdoor



## Porcelain Tiles RECTIFIED MONOCALIBER / TUMBLED


**H** Matte ± 8 mm  
Grip ± 8 mm  
Outdoor ± 20 mm

**R10 B** Matte ± 8 mm  
**R11 C** Grip ± 8 mm  
**R11 C** Outdoor ± 20 mm

V3 Moderate Variation

### MATTE SURFACE


Floor Wall



± 8 mm  
**60x60 cm** - 23<sup>5</sup>/<sub>8</sub>"x23<sup>5</sup>/<sub>8</sub>"  
A29O Diesis Avorio  
A29P Diesis Beige  
A29Q Diesis Greige



± 8 mm  
**30x60 cm** - 11<sup>3</sup>/<sub>4</sub>"x23<sup>5</sup>/<sub>8</sub>"  
A29R Diesis Avorio  
A29S Diesis Beige  
A29T Diesis Greige




± 8 mm  
**30x60 cm** - 11<sup>3</sup>/<sub>4</sub>"x23<sup>5</sup>/<sub>8</sub>"  
A29X Diesis Avorio Tumbled  
A29Y Diesis Beige Tumbled  
A29Z Diesis Greige Tumbled


### GRIP SURFACE

### OUTDOOR ± 20 mm

Outdoor



± 8 mm  
**30x60 cm** - 11<sup>3</sup>/<sub>4</sub>"x23<sup>5</sup>/<sub>8</sub>"  
A29U Diesis Avorio Grip  
A29V Diesis Beige Grip  
A29W Diesis Greige Grip



± 20 mm  
**60x60 cm** - 23<sup>5</sup>/<sub>8</sub>"x23<sup>5</sup>/<sub>8</sub>"  
A3B2 Diesis Beige 20mm

### DECOR RANGE



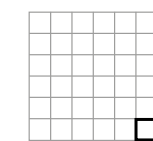
A29Ø Diesis Avorio  
Mosaico  
30x30 - 11<sup>3</sup>/<sub>4</sub>"x11<sup>3</sup>/<sub>4</sub>"




A298 Diesis Beige  
Mosaico  
30x30 - 11<sup>3</sup>/<sub>4</sub>"x11<sup>3</sup>/<sub>4</sub>"



A299 Diesis Greige  
Mosaico  
30x30 - 11<sup>3</sup>/<sub>4</sub>"x11<sup>3</sup>/<sub>4</sub>"



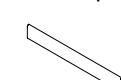
4,8x4,8 cm  
1<sup>7</sup>/<sub>8</sub>"x1<sup>7</sup>/<sub>8</sub>"



P. 91

Avorio  
Beige  
Greige

### Battiscopa



7,2x60 cm  
2<sup>7</sup>/<sub>8</sub>"x23<sup>5</sup>/<sub>8</sub>"  
Matte

A3AJ  
A3AK  
A3AL

### Gradino



30x60 cm  
11<sup>3</sup>/<sub>4</sub>"x23<sup>5</sup>/<sub>8</sub>"  
Matte

A3AG  
A3AH  
A3AI

INDEX



PRODUCT  
FINDER



SURFACE  
RANGE



COMPANY



COLLECTIONS



STONE LOOK

CONCRETE LOOK

MARBLE LOOK

WOOD LOOK

TECHNICAL  
SPECIFICATIONS



# Factor

Floor Wall Decors Outdoor



PRODUCT FINDER >

SURFACE RANGE >

COMPANY >

**COLLECTIONS** >

STONE LOOK

CONCRETE LOOK

MARBLE LOOK

WOOD LOOK

TECHNICAL SPECIFICATIONS >

# Factor

Porcelain Tiles RECTIFIED MONOCALIBER



Matte ± 8-9 mm  
Grip ± 8 mm  
Outdoor ± 20 mm



R10 B Matte ± 8-9 mm  
R11 C Grip ± 8 mm  
R11 C Outdoor ± 20 mm




V2 Slight Variation

## MATTE SURFACE

Floor Wall



± 9 mm  
**60x120 cm** - 23<sup>5</sup>/<sub>8</sub>"x47<sup>1</sup>/<sub>4</sub>"  
AG5N Factor Snow  
AG5O Factor Desert  
AG5P Factor Cloud  
AG5Q Factor Volcano



± 8 mm  
**60x60 cm** - 23<sup>5</sup>/<sub>8</sub>"x23<sup>5</sup>/<sub>8</sub>"  
AG6E Factor Snow  
AG6F Factor Desert  
AG6G Factor Cloud  
AG6H Factor Volcano




± 8 mm  
**30x60 cm** - 11<sup>3</sup>/<sub>4</sub>"x23<sup>5</sup>/<sub>8</sub>"  
AG6M Factor Snow  
AG6N Factor Desert  
AG6O Factor Cloud  
AG6P Factor Volcano


## GRIP SURFACE

## OUTDOOR ± 20 mm

Outdoor



± 8 mm  
**60x60 cm** - 23<sup>5</sup>/<sub>8</sub>"x23<sup>5</sup>/<sub>8</sub>"  
AG6I Factor Snow Grip  
AG6J Factor Desert Grip  
AG6K Factor Cloud Grip  
AG6L Factor Volcano Grip




± 20 mm  
**60x60 cm** - 23<sup>5</sup>/<sub>8</sub>"x23<sup>5</sup>/<sub>8</sub>"  
AHWM Factor Cloud 20mm  
AHWN Factor Volcano 20mm



SNOW



DESERT



CLOUD

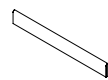


VOLCANO



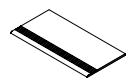
P. 91

### Battiscopa



7,2x60 cm  
2<sup>7</sup>/<sub>8</sub>"x23<sup>5</sup>/<sub>8</sub>"  
Matte

### Gradino



30x60 cm  
11<sup>3</sup>/<sub>4</sub>"x23<sup>5</sup>/<sub>8</sub>"  
Matte

Snow

AG6X

AG6Q

Desert

AG6W

AG6S

Cloud

AG6V

AG6T

Volcano

AG6Y

AG6U

INDEX



PRODUCT  
FINDER



SURFACE  
RANGE



COMPANY



COLLECTIONS



STONE LOOK

CONCRETE LOOK

MARBLE LOOK

WOOD LOOK

TECHNICAL  
SPECIFICATIONS




# Factor

Porcelain Tiles RECTIFIED MONOCALIBER


## DECOR RANGE



AG5V Factor Stripes  
60x120 - 23<sup>1</sup>/<sub>8</sub>"x47<sup>1</sup>/<sub>4</sub>"



AG1J Factor Snow  
Mosaico  
30x30 - 11<sup>1</sup>/<sub>4</sub>"x11<sup>1</sup>/<sub>4</sub>"



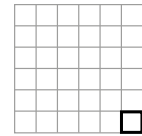
AG1K Factor Desert  
Mosaico  
30x30 - 11<sup>1</sup>/<sub>4</sub>"x11<sup>1</sup>/<sub>4</sub>"



AG1L Factor Cloud  
Mosaico  
30x30 - 11<sup>1</sup>/<sub>4</sub>"x11<sup>1</sup>/<sub>4</sub>"



AG1M Factor Volcano  
Mosaico  
30x30 - 11<sup>1</sup>/<sub>4</sub>"x11<sup>1</sup>/<sub>4</sub>"



4,8x4,8 cm  
1<sup>1</sup>/<sub>8</sub>"x1<sup>1</sup>/<sub>8</sub>"



INDEX



PRODUCT  
FINDER



SURFACE  
RANGE



COMPANY



COLLECTIONS



STONE LOOK

CONCRETE LOOK

MARBLE LOOK

WOOD LOOK

TECHNICAL  
SPECIFICATIONS



# Factor

Glazed Porcelain Tiles RECTIFIED MONOCALIBER



MATTE SURFACE — Floor — Wall



± 9 mm  
**60x120 cm** - 23<sup>5</sup>/<sub>8</sub>"x47<sup>1</sup>/<sub>4</sub>"  
 AG5R Factor Pastel Snow  
 AG5S Factor Pastel Sky  
 AG5U Factor Pastel Blossom  
 AG5T Factor Pastel Forest



## DECOR RANGE



AHWI Factor Snow Brick Glossy  
 7,5x30 - 3"x11<sup>1</sup>/<sub>4</sub>" Not Rectified




AHWK Factor Forest Brick Glossy  
 7,5x30 - 3"x11<sup>1</sup>/<sub>4</sub>" Not Rectified



AHWL Factor Blossom Brick Glossy  
 7,5x30 - 3"x11<sup>1</sup>/<sub>4</sub>" Not Rectified



AHWJ Factor Sky Brick Glossy  
 7,5x30 - 3"x11<sup>1</sup>/<sub>4</sub>" Not Rectified




AHV9 Factor Snow  
 Listel Metal  
 1x60 - 3<sup>1</sup>/<sub>8</sub>"x23<sup>3</sup>/<sub>8</sub>"




AHWC Factor Blossom  
 Listel Metal  
 1x60 - 3<sup>1</sup>/<sub>8</sub>"x23<sup>3</sup>/<sub>8</sub>"




AHWB Factor Forest  
 Listel Metal  
 1x60 - 3<sup>1</sup>/<sub>8</sub>"x23<sup>3</sup>/<sub>8</sub>"



AHWA Factor Sky  
 Listel Metal  
 1x60 - 3<sup>1</sup>/<sub>8</sub>"x23<sup>3</sup>/<sub>8</sub>"



AHWE Factor Snow  
 Listel Metal A.E.  
 1x1 - 3<sup>1</sup>/<sub>8</sub>"x2<sup>3</sup>/<sub>8</sub>"



AHWH Factor Blossom  
 Listel Metal A.E.  
 1x1 - 3<sup>1</sup>/<sub>8</sub>"x2<sup>3</sup>/<sub>8</sub>"



AHWG Factor Forest  
 Listel Metal A.E.  
 1x1 - 3<sup>1</sup>/<sub>8</sub>"x2<sup>3</sup>/<sub>8</sub>"



AHWF Factor Sky  
 Listel Metal A.E.  
 1x1 - 3<sup>1</sup>/<sub>8</sub>"x2<sup>3</sup>/<sub>8</sub>"



**The decoration can only be laid on the wall** - Il decoro si può posare solo a rivestimento - Décor uniquement mural - Das Dekor kann nur an der Wand verlegt werden - La decoración se puede colocar únicamente en paredes



INDEX ☰

PRODUCT FINDER ➤

SURFACE RANGE ➤

COMPANY ➤

COLLECTIONS ➤

- STONE LOOK
- CONCRETE LOOK
- MARBLE LOOK
- WOOD LOOK

TECHNICAL SPECIFICATIONS ➤

# Codec

- Floor
- Wall
- Decors
- Outdoor



INDEX



PRODUCT FINDER



SURFACE RANGE



COMPANY



COLLECTIONS



STONE LOOK

CONCRETE LOOK

MARBLE LOOK

WOOD LOOK

TECHNICAL SPECIFICATIONS



# Codec

Porcelain Tiles RECTIFIED MONOCALIBER



Matte ± 8-9 mm  
Grip ± 8 mm  
Outdoor ± 20 mm



R10 B Matte ± 8-9 mm  
R11 C Grip ± 8 mm  
R11 C Outdoor ± 20 mm




V2 Slight Variation

## MATTE SURFACE

Floor Wall



± 9 mm  
**60x120 cm** - 23<sup>5</sup>/<sub>8</sub>"x47<sup>1</sup>/<sub>4</sub>"  
A3BL Codec White  
A3BM Codec Gray  
A3BN Codec Ecrú  
A3BO Codec Anthracite



± 8 mm  
**60x60 cm** - 23<sup>5</sup>/<sub>8</sub>"x23<sup>5</sup>/<sub>8</sub>"  
A3A5 Codec White  
A3A6 Codec Gray  
A3A7 Codec Ecrú  
A3A8 Codec Anthracite




± 8 mm  
**30x60 cm** - 11<sup>3</sup>/<sub>4</sub>"x23<sup>5</sup>/<sub>8</sub>"  
A3A9 Codec White  
A3BD Codec Gray  
A3BE Codec Ecrú  
A3BF Codec Anthracite

## GRIP SURFACE

## OUTDOOR ± 20 mm


Outdoor



± 8 mm  
**60x60 cm** - 23<sup>5</sup>/<sub>8</sub>"x23<sup>5</sup>/<sub>8</sub>"  
AGSI Codec Gray Grip



± 8 mm  
**30x60 cm** - 11<sup>3</sup>/<sub>4</sub>"x23<sup>5</sup>/<sub>8</sub>"  
A3BG Codec White Grip  
A3BH Codec Gray Grip  
A3BI Codec Ecrú Grip  
A3BJ Codec Anthracite Grip



± 20 mm  
**60x60 cm** - 23<sup>5</sup>/<sub>8</sub>"x23<sup>5</sup>/<sub>8</sub>"  
AGSJ Codec Gray 20mm



WHITE




GRAY



ECRU

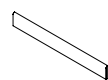


ANTHRACITE



White  
Gray  
Ecrú  
Anthracite

### Battiscopa

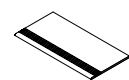


7,2x60 cm  
2<sup>7</sup>/<sub>8</sub>"x23<sup>5</sup>/<sub>8</sub>"

Matte

A3BQ  
A3BR  
A3BS  
A3BT

### Gradino



30x60 cm  
11<sup>3</sup>/<sub>4</sub>"x23<sup>5</sup>/<sub>8</sub>"

Matte

A3BU  
A3BV  
A3BW  
A3BX



PRODUCT FINDER



SURFACE RANGE



COMPANY



COLLECTIONS



STONE LOOK

CONCRETE LOOK

MARBLE LOOK

WOOD LOOK


TECHNICAL SPECIFICATIONS



# Codec

Porcelain Tiles RECTIFIED MONOCALIBER

## DECOR RANGE



A3BP Codec Carpet 60x120 rectified - 16 different patterns  
60x120 - 23<sup>3</sup>/<sub>8</sub>"x47<sup>1</sup>/<sub>4</sub>"




A3BK Codec Cementine 30x60 rectified - 12 different patterns  
30x60 - 11<sup>1</sup>/<sub>4</sub>"x23<sup>3</sup>/<sub>8</sub>"




A3BY Codec White Mosaico  
30x30 - 11<sup>1</sup>/<sub>4</sub>"x11<sup>1</sup>/<sub>4</sub>"



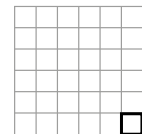
A3CL Codec Gray Mosaico  
30x30 - 11<sup>1</sup>/<sub>4</sub>"x11<sup>1</sup>/<sub>4</sub>"



A3CM Codec Ecu Mosaico  
30x30 - 11<sup>1</sup>/<sub>4</sub>"x11<sup>1</sup>/<sub>4</sub>"



A3CN Codec Anthracite Mosaico  
30x30 - 11<sup>1</sup>/<sub>4</sub>"x11<sup>1</sup>/<sub>4</sub>"



4,8x4,8 cm  
1<sup>7</sup>/<sub>8</sub>"x1<sup>7</sup>/<sub>8</sub>"



INDEX



PRODUCT FINDER



SURFACE RANGE



COMPANY



COLLECTIONS



STONE LOOK

CONCRETE LOOK


MARBLE LOOK

WOOD LOOK

TECHNICAL SPECIFICATIONS







INDEX



PRODUCT  
FINDER



SURFACE  
RANGE



COMPANY



COLLECTIONS



STONE LOOK

CONCRETE LOOK

MARBLE LOOK

WOOD LOOK

TECHNICAL  
SPECIFICATIONS



# Flux

- Floor
- Wall
- Decors
- Outdoor



INDEX



PRODUCT FINDER



SURFACE RANGE



COMPANY



COLLECTIONS



STONE LOOK

CONCRETE LOOK

MARBLE LOOK

WOOD LOOK

TECHNICAL SPECIFICATIONS

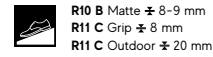


# Flux

Porcelain Tiles RECTIFIED MONOCALIBER



Matte ± 8-9 mm  
Grip ± 8 mm  
Outdoor ± 20 mm



R10 B Matte ± 8-9 mm  
R11 C Grip ± 8 mm  
R11 C Outdoor ± 20 mm




V2 Slight Variation

## MATTE SURFACE

Floor Wall



± 9 mm  
**60x120 cm** - 23<sup>5</sup>/<sub>8</sub>"x47<sup>1</sup>/<sub>4</sub>"  
A6H9 Flux Bone  
A6IA Flux Sand  
A6IB Flux Concrete  
A6IC Flux Coke



± 8 mm  
**60x60 cm** - 23<sup>5</sup>/<sub>8</sub>"x23<sup>5</sup>/<sub>8</sub>"  
D643 Flux Bone  
D644 Flux Sand  
D645 Flux Concrete  
D646 Flux Coke



± 8 mm  
**30x60 cm** - 11<sup>3</sup>/<sub>4</sub>"x23<sup>5</sup>/<sub>8</sub>"  
D516 Flux Bone  
D522 Flux Sand  
D52Ø Flux Concrete  
D518 Flux Coke

## GRIP SURFACE

### OUTDOOR ± 20 mm

Outdoor



± 8 mm  
**30x60 cm** - 11<sup>3</sup>/<sub>4</sub>"x23<sup>5</sup>/<sub>8</sub>"  
D517 Flux Bone Grip  
D523 Flux Sand Grip  
D521 Flux Concrete Grip  
D519 Flux Coke Grip



± 20 mm  
**60x60 cm** - 23<sup>5</sup>/<sub>8</sub>"x23<sup>5</sup>/<sub>8</sub>"  
A2SD Flux Bone 20mm  
A2SE Flux Concrete 20mm  
A2SF Flux Coke 20mm




BONE




CONCRETE



SAND

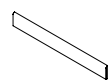


COKE



P. 91

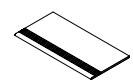
### Battiscopa



7,2x60 cm  
2<sup>7</sup>/<sub>8</sub>"x23<sup>5</sup>/<sub>8</sub>"

Matte

### Gradino



30x60 cm  
11<sup>3</sup>/<sub>4</sub>"x23<sup>5</sup>/<sub>8</sub>"

Matte

Bone

Sand

Concrete

Coke

AL7T

AL7U

AL7V

AL7W

AL7X

AL7Y

AL7Z

AL7O

INDEX



PRODUCT  
FINDER



SURFACE  
RANGE



COMPANY



COLLECTIONS



STONE LOOK

CONCRETE LOOK

MARBLE LOOK

WOOD LOOK

TECHNICAL  
SPECIFICATIONS



# Flux

Porcelain Tiles RECTIFIED MONOCALIBER

## DECOR RANGE




A6ID FLUX Vibes 60x120 rectified - 10 different patterns  
60x120 - 23<sup>5</sup>/<sub>8</sub>"x47<sup>1</sup>/<sub>4</sub>"



AL71 Flux Bone Mosaico  
30x30 - 11<sup>3</sup>/<sub>4</sub>"x11<sup>3</sup>/<sub>4</sub>"



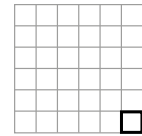
AL72 Flux Sand Mosaico  
30x30 - 11<sup>3</sup>/<sub>4</sub>"x11<sup>3</sup>/<sub>4</sub>"



AL73 Flux Concrete Mosaico  
30x30 - 11<sup>3</sup>/<sub>4</sub>"x11<sup>3</sup>/<sub>4</sub>"



AL74 Flux Coke Mosaico  
30x30 - 11<sup>3</sup>/<sub>4</sub>"x11<sup>3</sup>/<sub>4</sub>"



4,8x4,8 cm  
1<sup>7</sup>/<sub>8</sub>"x1<sup>7</sup>/<sub>8</sub>"



INDEX



PRODUCT FINDER



SURFACE RANGE



COMPANY



COLLECTIONS



STONE LOOK

CONCRETE LOOK

MARBLE LOOK

WOOD LOOK

TECHNICAL SPECIFICATIONS




# Flux

Wall tiles RECTIFIED MONOCALIBER



MATTE SURFACE

Wall



± 8,5 mm  
30,5x56 cm - 12"x22"  
9F5B Flux Bone  
9F5A Flux Aquamarine  
9F5I Flux Indigo  
9F5M Flux Amethyst




## DECOR RANGE



9F5S Flux Stripes Bone  
30,5x56 - 12"x22"




9FBB Flux Brush Indigo & Aquamarine  
30,5x56 - 12"x22"




9FBS Flux Scrape Indigo & Amethyst  
30,5x56 - 12"x22"



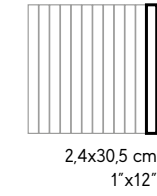
9FMO Flux Skyfall  
Bone Mosaico  
30,5x30,5 - 12"x12"



9FMA Flux Skyfall  
Indigo & Aquamarine Mosaico  
30,5x30,5 - 12"x12"



9FMI Flux Skyfall  
Indigo & Amethyst Mosaico  
30,5x30,5 - 12"x12"



2,4x30,5 cm  
1"x12"



PRODUCT FINDER



SURFACE RANGE



COMPANY



COLLECTIONS



STONE LOOK

CONCRETE LOOK

MARBLE LOOK

WOOD LOOK

TECHNICAL SPECIFICATIONS



# Realm

Floor Wall Decors




## Porcelain Tiles RECTIFIED MONOCALIBER / TUMBLED



### MATTE SURFACE

Floor Wall




± 8 mm  
**60x60 cm** - 23<sup>5</sup>/<sub>8</sub>"x23<sup>5</sup>/<sub>8</sub>"  
 D541 Realm White  
 D542 Realm Gray  
 D543 Realm Greige  
 D544 Realm Smoke



± 8 mm  
**30x60 cm** - 11<sup>3</sup>/<sub>4</sub>"x23<sup>5</sup>/<sub>8</sub>"  
 D537 Realm White  
 D538 Realm Gray  
 D539 Realm Greige  
 D540 Realm Smoke

### DECOR RANGE




AAGQ Realm White  
 Mosaico  
 30x30 - 11<sup>3</sup>/<sub>4</sub>"x11<sup>3</sup>/<sub>4</sub>"



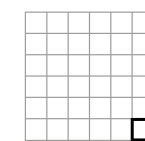
AAGS Realm Gray  
 Mosaico  
 30x30 - 11<sup>3</sup>/<sub>4</sub>"x11<sup>3</sup>/<sub>4</sub>"



AAGT Realm Greige  
 Mosaico  
 30x30 - 11<sup>3</sup>/<sub>4</sub>"x11<sup>3</sup>/<sub>4</sub>"



AAGU Realm Smoke  
 Mosaico  
 30x30 - 11<sup>3</sup>/<sub>4</sub>"x11<sup>3</sup>/<sub>4</sub>"

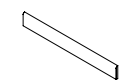


4,8x4,8 cm  
 1<sup>7</sup>/<sub>8</sub>"x1<sup>7</sup>/<sub>8</sub>"



White  
 Gray  
 Greige  
 Smoke

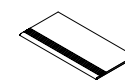
#### Battiscopa



7,2x60 cm  
 2<sup>7</sup>/<sub>8</sub>"x23<sup>5</sup>/<sub>8</sub>"  
 Matte

AAGZ  
 AAFJ  
 AAFK  
 AAGO

#### Gradino



30x60 cm  
 11<sup>3</sup>/<sub>4</sub>"x23<sup>5</sup>/<sub>8</sub>"  
 Matte

AAGV  
 AAGW  
 AAGX  
 AAGY



# Exigo

Floor Wall Decors



INDEX



PRODUCT FINDER



SURFACE RANGE



COMPANY



COLLECTIONS



STONE LOOK

CONCRETE LOOK

MARBLE LOOK

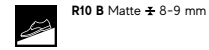
WOOD LOOK

TECHNICAL SPECIFICATIONS



# Exigo

Porcelain Tiles RECTIFIED MONOCALIBER



**POLISHED SURFACE** \*

Floor Wall



± 9 mm  
60x120 cm - 23<sup>5</sup>/<sub>8</sub>"x47<sup>1</sup>/<sub>4</sub>"  
A6OV Exigo Calacatta




± 8 mm  
60x60 cm - 23<sup>5</sup>/<sub>8</sub>"x23<sup>5</sup>/<sub>8</sub>"  
A3AS Exigo Calacatta  
A3AT Exigo Statuario  
A3AU Exigo Carrara  
A6ON Exigo Jolie Grey



± 8 mm  
30x60 cm - 11<sup>3</sup>/<sub>4</sub>"x23<sup>5</sup>/<sub>8</sub>"  
A3AØ Exigo Calacatta  
A3A1 Exigo Statuario  
A3A3 Exigo Carrara  
A6OM Exigo Jolie Grey

**MATTE SURFACE**



± 9 mm  
60x120 cm - 23<sup>5</sup>/<sub>8</sub>"x47<sup>1</sup>/<sub>4</sub>"  
A6OV Exigo Calacatta




± 8 mm  
60x60 cm - 23<sup>5</sup>/<sub>8</sub>"x23<sup>5</sup>/<sub>8</sub>"  
A3AO Exigo Calacatta  
A3AP Exigo Statuario  
A3AQ Exigo Carrara  
A6OL Exigo Jolie Grey



± 8 mm  
30x60 cm - 11<sup>3</sup>/<sub>4</sub>"x23<sup>5</sup>/<sub>8</sub>"  
A3AW Exigo Calacatta  
A3AX Exigo Statuario  
A3AY Exigo Carrara  
A6OK Exigo Jolie Grey

**DECOR RANGE**




A3B9 Exigo Calacatta  
Mosaico Matte  
30x30 - 11<sup>3</sup>/<sub>4</sub>"x11<sup>3</sup>/<sub>4</sub>"



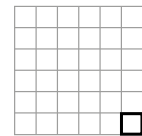
A3CE Exigo Statuario  
Mosaico Matte  
30x30 - 11<sup>3</sup>/<sub>4</sub>"x11<sup>3</sup>/<sub>4</sub>"



A3CF Exigo Carrara  
Mosaico Matte  
30x30 - 11<sup>3</sup>/<sub>4</sub>"x11<sup>3</sup>/<sub>4</sub>"



A6OR Exigo Jolie Grey  
Mosaico Matte  
30x30 - 11<sup>3</sup>/<sub>4</sub>"x11<sup>3</sup>/<sub>4</sub>"



4,8x4,8 cm  
1<sup>7</sup>/<sub>8</sub>"x1<sup>7</sup>/<sub>8</sub>"



CALACATTA PEI 5



STATUARIO PEI 5



CARRARA PEI 5

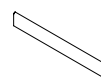


JOLIE GREY PEI 4



P. 91

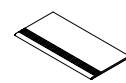
**Battiscopa**



7,2x60 cm  
2<sup>7</sup>/<sub>8</sub>"x23<sup>5</sup>/<sub>8</sub>"

Lappato

**Gradino**



7,2x60 cm  
2<sup>7</sup>/<sub>8</sub>"x23<sup>5</sup>/<sub>8</sub>"

Matte

30x60 cm  
11<sup>3</sup>/<sub>4</sub>"x23<sup>5</sup>/<sub>8</sub>"

Matte

Calacatta	A3FX	A3B4	A3CH
Statuario	A3FY	A3B6	A3CI
Carrara	A3FZ	A3B7	A3CJ
Jolie Grey	A6OQ	A6OP	A6OS

PRODUCT FINDER

SURFACE RANGE

COMPANY

COLLECTIONS

STONE LOOK

CONCRETE LOOK

MARBLE LOOK

WOOD LOOK

TECHNICAL SPECIFICATIONS

\* The glossy polished finish is suitable for residential or low-traffic commercial floors, where no anti-slip performance is required, and for walls. The polished glossy surface finish, surprisingly brilliant and bright, features slight irregularities typical of natural marble. The extraordinary brilliance and the easy cleaning of the surface are the result of in-depth research aimed at guaranteeing its durability over time. If the product is in direct contact with the outdoors, provide devices for absorbing moisture and dirt to prevent scratches. - La finitura lappata lucida è indicata per pavimenti residenziali o commerciali poco sollecitati, laddove non siano richieste prestazioni antiscivolo, e per rivestimenti. La finitura lappata lucida offre una superficie sorprendentemente brillante e specchiante, con lievi irregolarità tipiche dei marmi naturali. La straordinaria lucentezza e l'elevata pulibilità della superficie sono frutto di studi approfonditi e accurate ricerche tecniche volte a garantirne la persistenza nel tempo. Se il prodotto è a diretto contatto con l'esterno, prevedere dei dispositivi di assorbimento dell'umidità e della sporcizia per prevenire la formazione di graffi.



# Exigo

Wall tiles RECTIFIED MONOCALIBER



SHINY SURFACE

Wall



± 8,5 mm  
30,5x56 cm - 12"x22"  
9E5C Exigo Calacatta  
9E5S Exigo Statuario  
9E5A Exigo Carrara  
A6N4 Exigo Jolie Grey



CALACATTA



STATUARIO



CARRARA



JOLIE GREY

## DECOR RANGE



A6N6 Exigo Cementine - 9 different patterns  
30,5x56 - 12"x22"



PRODUCT FINDER



SURFACE RANGE



COMPANY



COLLECTIONS



STONE LOOK

CONCRETE LOOK

MARBLE LOOK

WOOD LOOK

TECHNICAL SPECIFICATIONS



# Would

Floor Wall Decors



PRODUCT FINDER

SURFACE RANGE

COMPANY

COLLECTIONS


STONE LOOK

CONCRETE LOOK

MARBLE LOOK

WOOD LOOK

TECHNICAL SPECIFICATIONS



## Porcelain Tiles RECTIFIED MONOCALIBER

**H** HEAVY TRAFFIC Matte ± 8 mm Grip ± 8 mm **R10 B** Matte ± 8 mm **R11 C** Grip ± 8 mm **V2** Slight Variation

**MATTE SURFACE**



± 8 mm  
**22,5x90 cm - 8 7/8" x 35 3/8"**  
 AG4G Would Sugar  
 AG4I Would Honey  
 AG4H Would Caramel  
 AG4J Would Tamarind

**GRIP SURFACE**



± 8 mm  
**22,5x90 cm - 8 7/8" x 35 3/8"**  
 AG4K Would Sugar Grip  
 AG4M Would Honey Grip  
 AG4L Would Caramel Grip  
 AG4N Would Tamarind Grip

### DECOR RANGE



ALUB Would Sugar Tatami \*  
 22,5x90 - 8 7/8" x 35 3/8"



ALUD Would Honey Tatami \*  
 22,5x90 - 8 7/8" x 35 3/8"



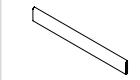
ALUC Would Caramel Tatami \*  
 22,5x90 - 8 7/8" x 35 3/8"



ALUE Would Tamarind Tatami \*  
 22,5x90 - 8 7/8" x 35 3/8"

\* Engraved mosaic. For best results it is advisable to completely plaster the engravings. - Mosaico inciso, per risultato ottimale si consiglia di stuccare completamente le incisioni. Mosaïque gravée ; pour de meilleurs résultats, il est recommandé de remplir complètement les gravures. - Graviertes Mosaik; für ein optimales Resultat sollten die Gravuren vollständig verspachtelt werden. - Mosaico grabado, para obtener los mejores resultados se recomienda enmasillar el grabado en su totalidad.

### Battiscopa



7,2x90 cm  
 2 7/8" x 35 3/8"  
 Matte

Sugar  
 Honey  
 Caramel  
 Tamarind

AG4C  
 AG4E  
 AG4D  
 AG4F



INDEX



PRODUCT  
FINDER



SURFACE  
RANGE



COMPANY



COLLECTIONS



STONE LOOK

CONCRETE LOOK

MARBLE LOOK


WOOD LOOK

TECHNICAL  
SPECIFICATIONS



# Breath

Floor Wall Decors



## Porcelain Tiles RECTIFIED MONOCALIBER

**H** HEAVY TRAFFIC Matte ± 8 mm Grip ± 8 mm **R10 A** Matte ± 8 mm **R11 C** Grip ± 8 mm **V2** Slight Variation

### MATTE SURFACE

Floor Wall



± 8 mm  
**22,5x90 cm** - 8 7/8" x 35 3/8"  
 AØWX Breath Natural  
 D513 Breath Cognac  
 D515 Breath White  
 D514 Breath Grey

### GRIP SURFACE

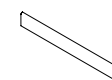
Outdoor



± 8 mm  
**22,5x90 cm** - 8 7/8" x 35 3/8"  
 A8X8 Breath Natural Grip  
 A8YF Breath Cognac Grip  
 A8YH Breath White Grip  
 A8YG Breath Grey Grip

**UPEC**  
 P. 91

**Battiscopa**



7,2x90 cm  
 2 7/8" x 35 3/8"  
 Matte

Natural  
 Cognac  
 White  
 Grey

AUJ7  
 AUJ8  
 AUKA  
 AUJ9

INDEX



PRODUCT  
 FINDER



SURFACE  
 RANGE



COMPANY



COLLECTIONS



STONE LOOK

CONCRETE LOOK

MARBLE LOOK

WOOD LOOK

TECHNICAL  
 SPECIFICATIONS





INDEX



PRODUCT  
FINDER



SURFACE  
RANGE



COMPANY



COLLECTIONS



STONE LOOK

CONCRETE LOOK

MARBLE LOOK

WOOD LOOK

TECHNICAL  
SPECIFICATIONS



# Technical Specifications

- ↔ ENVIRONMENTAL SUSTAINABILITY
- ↔ CERTIFICATIONS
- ↔ SENSITECH TECHNOLOGY
- ↔ COLOR-SHADING
- ↔ DESTINATIONS OF USE
- ↔ TECHNICAL SPECIFICATION
- ↔ LAYING SUGGESTIONS, CLEANING AND MAINTENANCE
- ↔ GENERAL SALES CONDITIONS

# Environmental sustainability



## Environment and health / Ambiente e salute

Advanced purification systems, which contribute to the containment of atmospheric emissions

RTO system to reduce harmful emissions and odours

Reduction of CO<sub>2</sub> emissions due to automated vertical warehouse

100% recyclable packaging materials

0% lead, cadmium, and other dangerous substances in products

All Atlas Concorde products, during their use, do not release VOCs (Volatile Organic Compounds)

## Energy optimisation / Ottimizzazione energetica

100% LED light

Heat recovery from furnaces and cooling water

Efficient methane gas cogeneration plant

Recovery of residual heat energy by tube heat exchangers

## Waste management / Gestione degli scarti

100% of cooked and raw waste recovered internally

90% recovered waste

100% water recovered for internal use



For Atlas Concorde, being Made in Italy is not just a prestigious certification of style, design, and production excellence, but an identity that involves all aspects of its business. For this reason, we identify with the values expressed by Confindustria Ceramica's ethical code, which guarantee absolute compliance with labor regulations, and with the marks Made in Italy and Ceramics of Italy, which certify the quality of authentic Italian style.

# Certifications

## Company certifications / Certificazioni aziendali



## Product certifications / Certificazioni di prodotto



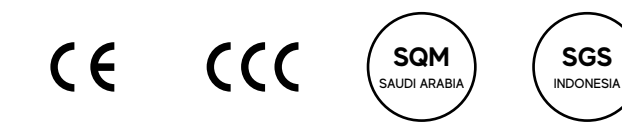
## Product declarations / Dichiarazioni di prodotto



## Certification for buildings / Rating dell'edificio

Atlas Concorde porcelain tiles and single-fired products can contribute towards earning points needed for LEED® certification.

## Certifications for export to international markets\*



### QB UPEC PORCELAIN TILES

BLOCK  
BLOCK IN  
BREATH  
CODEC  
DIESIS  
EXIGO  
FACTOR  
FLUX  
IMPACT  
REALM

### QB UPEC F+ OUTDOOR ± 20 MM

BLOCK  
CODEC  
DIESIS  
FLUX

### CLASSIFICATION UPEC/UPEC F+ EN COURS DE CERTIFICATION

ULTRABLOCK  
YACHT



\* Valid certification for porcelain tile and single-fired products. - Certificazione valida per prodotti in gres porcellanato e monocottura.

\* Shipments can be made in accordance with national requirements anywhere in the world, even in markets with complex customs procedures, thanks to our active cooperation with accredited certification bodies in each country. - Possibilità di spedizioni conformi alle prescrizioni nazionali ovunque nel mondo, anche in mercati con procedure doganali complesse, grazie alla collaborazione sempre attiva con gli enti di certificazione accreditati in ciascun paese. - Dank unserer aktiven Zusammenarbeit mit den akkreditierten Zertifizierungsstellen in den einzelnen Ländern können die Sendungen in Übereinstimmung mit den nationalen Anforderungen überall auf der Welt versandt werden, selbst auf Märkten mit komplexen Zollverfahren. - Possibilità d'expéditions conformes aux prescriptions nationales partout dans le monde, même sur les marchés dont les procédures douanières sont complexes, grâce à la collaboration toujours active avec les organismes de certification homologués dans chaque pays. - Se pueden realizar envíos según la normativa nacional a cualquier parte del mundo, incluso a mercados con procedimientos aduaneros complejos, gracias a la cooperación permanente con los organismos de certificación acreditados en cada país. - Компания имеет возможность осуществлять поставки в любую точку мира в соответствии с национальными требованиями, даже на рынках со сложными таможенными процедурами, благодаря неизменно активному сотрудничеству с аккредитованными органами сертификации в каждой стране.

†† Classificazione UPEC aggiornata al - Classement UPEC mis à jour au: 2024  
†† Si consiglia la consultazione della pagina - On vous conseille de vous connecter à: <https://database.cstb.fr/holderdetails?UId=ETB-2094&AppRef=QB32>  
†† Per ulteriori informazioni scrivere a - Pour tous renseignements complémentaires merci d'écrire à: [france@atlasconcorde.it](mailto:france@atlasconcorde.it)

PRODUCT FINDER



SURFACE RANGE



COMPANY



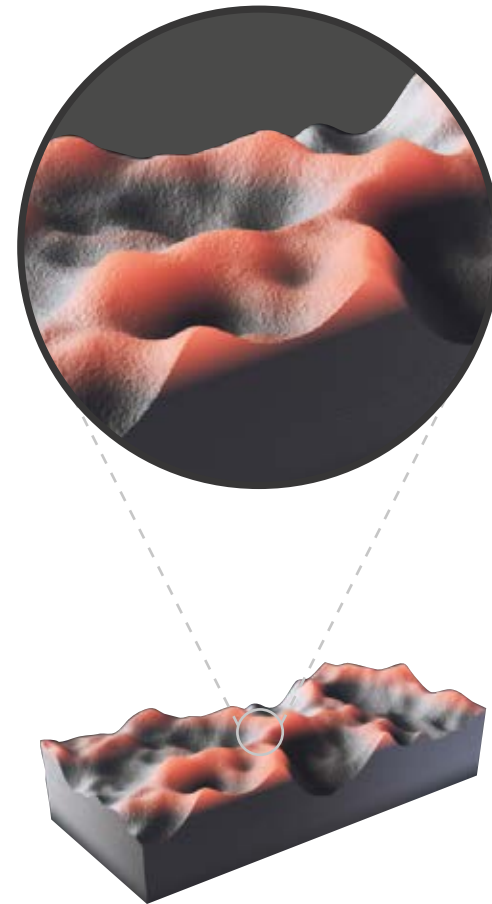
COLLECTIONS




TECHNICAL SPECIFICATIONS



# Sensitech



Traditional anti-slip surface



The innovative Sensitech Surface

Sensitech is the high-tech surface for indoor and outdoor settings created by Atlas Concorde Laboratories. The production method, patented in Europe, combines high slip resistance performance with tactile softness. With Sensitech, the meaning of surface evolves and takes on a reassuring, pleasant and practical touch, making architectural spaces more comfortable and appealing.



Sensitech è la superficie ad alto coefficiente tecnologico per gli ambienti interni ed esterni realizzata dai Laboratori Atlas Concorde. La tecnologia produttiva, brevettata in Europa, coniuga elevate prestazioni di resistenza allo scivolamento ad una maggiore morbidezza tattile. Con Sensitech il significato di superficie si evolve ed assume un tocco rassicurante, piacevole e pratico, rendendo gli spazi architettonici sempre più confortevoli e appaganti.

## Color-Shading

The V-Shade classification indicates the chromatic and/or surface variation among tiles of the same collection.  
 La classificazione VShade indica variazione cromatica e/o superficiale tra le piastrelle di una stessa collezione.  
 La classification VShade indique le variation chromatique et/ou superficielle entre des dalles d'une même collection.  
 Die Klassifizierung V-Shade gibt das Niveau des Farbverlaufs des Produktes oder die Abweichung des Farbtons und/oder Oberfläche unter den Fliesen der gleichen Kollektion an.  
 La clasificación V-Shade indica el variación cromática y/o superficial que existe entre las baldosas de una misma colección.  
 Классификация V-Shade указывает на уровень цветовой или фактурной неоднородности плиток, т.е. на отличия по цвету или по фактуре между плитками одной коллекции.

 <b>V1</b> Uniform appearance Aspetto uniforme Aspect uniforme Gleichmäßiges Erscheinungsbild Aspecto uniforme Однородный вид	 <b>V2</b> Slight variation Variazione minima Variation minimale Leichte Abweichung Variación mínima Минимальная Неоднородность	 <b>V3</b> Moderate variation Variazione moderata Variation Modérée Mäßige Abweichung Variación moderada Умеренная Неоднородность	 <b>V4</b> Substantial variation Variazione sostanziale Variation substantielle Grundlegende Abweichung Variación sustancial Значительная Неоднородность
--	--	--	---

Collection	Colour-shading
<b>BLOCK</b> Porcelain tiles	<b>V2</b>
<b>BLOCK IN</b> Porcelain tiles	<b>V2</b>
<b>BLOCK NEXT</b> Porcelain tiles	<b>V3</b>
<b>BREATH</b> Porcelain tiles	<b>V2</b>
<b>CODEC</b> Porcelain tiles	<b>V2</b>
<b>DIESIS</b> Porcelain tiles	<b>V3</b>
<b>EXIGO</b> Porcelain & Wall tiles	<b>V2 Porcelain tiles</b> <b>V2 Wall tiles</b>

Collection	Colour-shading
<b>FACTOR</b> Porcelain tiles	<b>V2</b>
<b>FLUX</b> Porcelain & Wall tiles	<b>V2 Porcelain tiles</b> <b>V2 Wall tiles</b>
<b>IMPACT</b> Porcelain tiles	<b>V2</b>
<b>REALM</b> Porcelain tiles	<b>V2</b>
<b>ULTRABLOCK</b> Porcelain & Wall tiles	<b>V3 Porcelain tiles</b> <b>V2 Wall tiles</b>
<b>WOULD</b> Porcelain tiles	<b>V2</b>
<b>YACHT</b> Porcelain & Wall tiles	<b>V2 Porcelain tiles</b> <b>V2 Wall tiles</b>

## Destinations of use Recommended products by intended use

 <b>HEAVY TRAFFIC</b> Matte 8/9mm Grip 8/9 mm Textured 9mm Outdoor 20mm <b>HEAVY COMMERCIAL</b> Malls, airports, places of worship, schools, museums, squares, hospitals, hotels - foyers, undergrounds, train stations, etc. <b>COMMERCIALI PESANTI</b> Mall, aeroporti, luoghi di culto, scuole, musei, piazze, ospedali, hotel - hall di ingresso, metropolitane, stazioni ferroviarie, ecc...	 <b>MEDIUM TRAFFIC*</b> <b>MEDIUM COMMERCIAL*</b> Restaurants, offices, shops, public restrooms, public offices, hotels except for foyers, business lounges, mandatory passageways and areas subject to the transit of trolleys with hard wheels or highly concentrated loads. <b>COMMERCIALI MEDI*</b> Ristoranti, uffici, negozi, bagni pubblici, uffici pubblici, hotel - ad esclusione delle hall di ingresso, business lounge, di passaggi obbligati e zone soggetto a transito di carrelli con ruote dure ovvero elevati carichi concentrati.	 <b>LIGHT TRAFFIC</b> <b>RESIDENTIAL</b> Bedrooms, living rooms, studies, private kitchens, private bathrooms, etc. <b>RESIDENZIALI</b> Camere da letto, soggiorni, studi, cucine private, bagni privati...
--	--	--

INTENDED USES FOR OUTDOORS			
<b>INDUSTRIAL AND/OR COMMERCIAL AREAS FOR VEHICLES</b> Squares, public car parks, filling stations, paving for forklift trucks, pallet jacks, trailer trucks, buses, industrial platforms, etc.  INSTALLATION METHOD 1. LAYING WITH ADHESIVE using the "double buttering" method. Choose porcelain tile with a thickness greater than or equal to 20mm with anti-slip finish <sup>(1)</sup> .	<b>RESIDENTIAL AREAS FOR VEHICLES</b> Outdoor courtyards, private homes, apartment complex parking lots (garages), etc. Pavements used only by cars.  INSTALLATION METHOD LAYING WITH ADHESIVE using the "double buttering" method. Choose porcelain tiles with anti-slip finish <sup>(1)</sup> .  <b>AREE RESIDENZIALI CARRABILI</b> Cortili esterni abitazioni private, parcheggi condominiali (garage interni), ecc... Pavimentazioni a transito esclusivo di autovetture.  TIPO DI POSA POSA CON ADESIVI con il metodo della "doppia spalmatura". Utilizzare gres porcellanato con finitura anti-scivolo <sup>(1)</sup> .	<b>AREAS FOR PEDESTRIANS ONLY</b> Patios, gardens and walkways, terraces, balconies, urban pedestrian areas, etc.  INSTALLATION METHOD 1. RAISED INSTALLATION AND "DRY" LAYING (on grass, sand and gravel). Choose porcelain tile with a thickness greater than or equal to 20mm with anti-slip finish <sup>(1)</sup> . 2. LAYING WITH ADHESIVE using the "double buttering" method. Choose porcelain tiles with anti-slip finish <sup>(1)</sup> .  <b>AREE SOLO PEDONABILI</b> Patii, giardini e camminamenti, terrazze, balconi, aree urbane pedonali, ecc...  TIPO DI POSA 1. POSA "SOPRAELEVATA E A "SECCO" (su erba, sabbia e ghiaia). Utilizzare gres porcellanato a spessore superiore o uguale a 20mm con finitura anti-scivolo <sup>(1)</sup> . 2. POSA CON ADESIVI con il metodo della "doppia spalmatura". Utilizzare gres porcellanato con finitura anti-scivolo <sup>(1)</sup> .	<b>POOL EDGES</b> INSTALLATION METHOD LAYING WITH ADHESIVE using the "double buttering" method. Choose porcelain tiles with anti-slip finish <sup>(1)</sup> .  <b>BORDI PISCINA</b> TIPO DI POSA POSA CON ADESIVI con il metodo della "doppia spalmatura". Utilizzare gres porcellanato con finitura anti-scivolo <sup>(1)</sup> .

<sup>(1)</sup> For the properties of slip resistance required in the aforementioned uses it is always necessary to comply with the local laws, regulations and uses, referring to the technical sheets of the selected products. - Per le proprietà di resistenza allo scivolamento richieste nelle destinazioni d'uso sopra indicate occorre sempre attenersi alle normative, leggi ed usi locali facendo riferimento alle schede tecniche dei prodotti selezionati. - Pour les propriétés de résistance à la glissade exigées par les destinations d'usage susmentionnées, il faut toujours respecter les normes, lois et réglementations locales en se référant aux fiches techniques des produits sélectionnés. - Für die von den obigen Zweckbestimmungen verlangte Rutschfestigkeit sind stets die örtlich geltenden Vorschriften, Gesetze und Gebräuche zu beachten. Siehe hierzu die technischen Datenblätter der gewählten Produkte. - Para las propiedades de resistencia al deslizamiento requeridas según los usos previstos antes indicados, es necesario atenderse a las normativas, leyes y usos locales siempre consultando las fichas técnicas de los productos seleccionados. - Характеристики сопротивления скольжению при использовании плиток для вышеописанных назначений выбирают согласно местным законам, стандартам и правилам по листу технических характеристик выбранных изделий.

\* Polished finish is recommended for low-stress residential or commercial floors where anti-slip performance is not required. The surface's shine and superior ease of cleaning are the result of in-depth studies and extensive technical research aimed at ensuring its durability over time. If the product is in direct contact with the outside, use moisture and dirt absorption devices to prevent scratches. Under no circumstances does Atlas Concorde accept responsibility for any use of the product other than as recommended above. - La finitura lappata è indicata per pavimenti residenziali o commerciali poco sollecitati, laddove non siano richieste prestazioni anticivolo. La lucentezza e l'elevata facilità di pulizia della superficie sono frutto di studi approfonditi e accurate ricerche tecniche volte a garantire la persistenza nel tempo. Se il prodotto è a diretto contatto con l'esterno, prevedere dei dispositivi di assorbimento dell'umidità e dello sporco per prevenire la formazione di graffi. Atlas Concorde non si assume in nessun caso la responsabilità per un uso del prodotto diverso da quanto consigliato sopra.

PRODUCT FINDER



SURFACE RANGE



COMPANY



COLLECTIONS



TECHNICAL SPECIFICATIONS





# Porcelain Tiles Technical Specification

Complies with	EN 14411 (ISO 13006)	Appendix	G	Group	Bla
Conforme alla norma	EN 14411 (ISO 13006)	Appendice	G	Gruppo	Bla
Conforme à la norme	EN 14411 (ISO 13006)	Appendice	G	Groupe	Bla
Entsprechend	EN 14411 (ISO 13006)	Anhang	G	Gruppe	Bla
Conforme a la norma	EN 14411 (ISO 13006)	Apéndice	G	Grupo	Bla
Соответствует норме	EN 14411 (ISO 13006)	Приложение	G	Группа	Bla

- (\*) **The permissible deviation, in % or mm, of the average size for each tile (2 or 4 sides) from work size (WS).**  
Deviazione ammissibile, in % oppure mm, della dimensione media di ogni piastrella (2 oppure 4 lati) dalla dimensione di fabbricazione (WS).
- (\*\*) **The permissible deviation, in % or mm, of the average thickness for each tile from the work size thickness (WS).**  
Deviazione ammissibile, in % oppure mm, dello spessore medio di ogni piastrella dallo spessore riportato nella dimensione di fabbricazione (WS).
- (\*\*\*) **The maximum permissible deviation from straightness, in % or mm, related to the corresponding work sizes (WS).**  
Deviazione massima ammissibile di rettilineità, in % oppure mm, in rapporto alle dimensioni di fabbricazione (WS) corrispondenti.
- (\*\*\*\*) **The maximum permissible deviation from rectangularity, in % or mm, related to the corresponding work sizes (WS).**  
Deviazione massima ammissibile di ortogonalità, in % oppure mm, in rapporto alle dimensioni di fabbricazione (WS) corrispondenti.
- c.c. **The maximum permissible deviation from centre curvature, in % or mm, related to diagonal calculated from the work sizes (WS).**  
Deviazione massima ammissibile della curvatura del centro, in % oppure mm, in rapporto alla diagonale calcolata secondo le dimensioni di fabbricazione (WS).
- e.c. **The maximum permissible deviation from edge curvature, in % or mm, related to the corresponding work sizes (WS).**  
Deviazione massima ammissibile della curvatura dello spigolo, in % oppure mm, in rapporto alle dimensioni di fabbricazione (WS) corrispondenti.
- w. **The maximum permissible deviation from warpage, in % or mm, related to diagonal calculated from the work sizes (WS).**  
Deviazione massima ammissibile dello svergolamento, in % oppure mm, in rapporto alla diagonale calcolata secondo le dimensioni di fabbricazione (WS).
- (1). **Determination of slip resistance of pedestrian surfaces; it does not cover sports surfaces and road surfaces for vehicles (skid resistance).**  
Determinazione della resistenza allo scivolamento delle superfici pedonabili; non si applica alle pavimentazioni sportive ed alle pavimentazioni stradali veicolari.
- (2). **Anti-slip performance is guaranteed at the time of delivery of the product.**  
Le prestazioni anti-slip vengono garantite al momento della consegna del prodotto.
- (3). **However, tiles with a DCOF of 0.42 or greater are not necessarily suitable for all projects. The specifier shall determine tiles appropriate for specific project conditions, considering by way of example, but not in limitation, type of use, traffic, expected contaminants, expected maintenance, expected wear, and manufacturers' guidelines and recommendations.**  
Tuttavia, le piastrelle con un DCOF di 0,42 o superiore non sono necessariamente adatte per tutti i progetti. Il specificatore deve determinare le piastrelle appropriate per le condizioni specifiche del progetto, considerando, per esempio, ma non per limitazione, il tipo di uso, il traffico, i contaminanti attesi, la manutenzione attesa, l'usura attesa e le linee guida e le raccomandazioni dei produttori.
- (4). **For further details, please refer to outdoor design general catalogue.** Per maggiori informazioni riferirsi al catalogo generale Outdoor Design.
- (5). **Only for products with 20 mm thickness.** Solo per prodotti a 20mm di spessore.

## Technical feature symbols

			<b>Length and width</b> / Lunghezza e larghezza / Longuer et largeur / Länge und Breite / Longitud y anchura / Размеры сторон (*)
			<b>Thickness</b> / Spessore / Epaisseur / Stärke / Grosor / Толщина (**)
			<b>Straightness of sides</b> / Rettilineità degli spigoli Rectitude des arêtes / Kantengeradheit / Rectilineidad de las aristas / Кривизна сторон (***)
			<b>Rectangularity</b> / Ortogonalità / Orthogonalite / Rechtwinkligkeit / Ortogonalidad / Косоугольность (****)
			<b>Surface flatness</b> / Planarità Planimetrie / Ebenflächigkeit / Planaridad / Кривизна лицевой поверхности
			<b>Water absorption (in % by mass)</b> / Massa d'acqua assorbita (come % della massa) Masse d'eau absorbée (en % de la masse) / Aufgenommene Wassermasse (in % der Masse) / Peso de agua absorbida (como % de la masa) / Водопоглощение (% от массы)
			<b>Breaking strength</b> / Sforzo di rottura Force de rupture / Bruchlast / Esfuerzo de ruptura / Усилие на излом
			<b>Modulus of rupture</b> / Resistenza alla flessione Résistance à la flexion / Biegefestigkeit / Resistencia a la flexión / Устойчивость к изгибу
			<b>Bending strength and breaking load</b> / Resistenza a flessione e al carico di rottura Résistance à la flexion et à la charge de rupture / Biege- und Bruchfestigkeit Extraordinaria resistencia a la flexión y a la carga de rotura / Предел прочности при изгибе и разрушающая нагрузка (4)(5)
			<b>Impact resistance, as coefficient of restitution</b> / Resistenza all'impatto, espresso come coefficiente di restituzione Résistance au choc, par mesurage du coefficient de restitution / Schlagzähigkeit, ausgedrückt als Restitutionskoeffizient Resistencia al impacto, expresada como coeficiente de restitución / Ударпрочность, выраженная коэффициентом восстановления
			<b>Resistance to deep abrasion of unglazed tiles (removed volume)</b> Resistenza all'abrasione profonda delle piastrelle non smaltate (volume materiale asportato) Résistance à l'abrasion profonde des carreaux non émaillés (volume du matériau retiré) Widerstand gegen Tiefenverschleiß von unglasierten Fliesen (Materialabtrag bzw. Volumenverlust) Resistencia a la abrasión profunda de las baldosas no esmaltadas (volumen material extraído) Стойкость к глубокому истиранию неглазурованных плиток (объем удаленного материала)
			<b>Coefficient of thermal linear expansion</b> / Coefficiente di dilatazione termica lineare Coefficient de dilatation thermique linéique / Lineare thermische Dehnung Coeficiente de dilatación térmica lineal / Коэффициент линейного расширения
			<b>Thermal shock resistance</b> / Resistenza agli sbalzi termici Résistance aux écarts de température / Temperaturwechselbeständigkeit Resistencia a los cambios de temperatura / Устойчивость к перепаду температур
			<b>Moisture expansion (in mm/m)</b> / Dilatazione all'umidità (in mm/m) Dilatation à l'humidité (en mm/m) / Feuchtigkeitsausdehnung (in mm/m) Dilatación por la humedad (en mm/m) / Расширение под воздействием влаги (в мм/м)
			<b>Frost resistance</b> / Resistenza al gelo Résistance aux gel / Frostbeständigkeit / Resistencia a las heladas / Морозоустойчивость
			<b>Bond strength/adhesion for improved cementitious adhesives</b> / Adesione a trazione con adesivi cementizi migliorati Adhérence par traction avec des ciments-colle améliorés / Scherfestigkeit mit verbesserten zementhaltigen Klebern Adherencia a tracción con adhesivos cementosos mejorados Прочность на растяжение при приклеивании улучшенными цементными клеями
			<b>Reaction to fire</b> / Reazione al fuoco Réaction au feu / Brandverhalten / Reacción al fuego / Огнестойкость
			<b>Resistance to household chemicals and swimming pool salts</b> Resistenza ai prodotti chimici di uso domestico ed agli additivi per piscina Résistance aux produits chimiques à usage domestique et aux adjuvants pour piscine Beständigkeit gegen Haushaltschemikalien und Badewasserzusätze Resistencia a los productos químicos de uso doméstico / Стойкость к химикатам, используемым в быту и для бассейнов
			<b>Resistance to low concentrations of acids and alkalis</b> / Resistenza a basse concentrazioni di ACIDI e ALCALI Résistance aux acides et aux alcalis à basse concentration / Beständigkeit gegen niedrigkonzentrierte Säuren und Laugen Resistencia a los ácidos y bases de baja concentración / Сопротивление кислотам и щелочам низкой концентрации
			<b>Resistance to high concentrations of acids and alkalis</b> / Resistenza ad alte concentrazioni di ACIDI e ALCALI Résistance aux acides et aux alcalis à haute concentration / Beständigkeit gegen hochkonzentrierte Säuren und Laugen Resistencia a los ácidos y bases de alta concentración / Сопротивление кислотам и щелочам низкой концентрации
			<b>Resistance to staining, for unglazed tiles</b> / Resistenza alle macchie per piastrelle non smaltate Résistance aux taches pour carreaux non émaillés / Widerstand gegen Fleckenbildung für unglasierte Fliesen / Resistencia a las manchas para azulejos no esmaltados / Устойчивость к загрязнению, для неглазурованных плиток
			<b>Shod Ramp Test</b> / Metodo della rampa "calzato" / Test de la rampe « chaussé » / Rampenmethode mit Schuhen Método de la rampa "calzado" / Метод наклонной плоскости (в обуви)
			<b>Barefoot Ramp Test</b> Metodo della rampa a piedi nudi / Test de la rampe à pieds nus / Rampenmethode barfuß Método de la rampa a pies descalzos / Метод наклонной плоскости (босыми ногами) (1)(2)
			<b>Pendulum Friction Test</b> / Metodo del Pendolo Méthode du Pendule / Pendelmethode / Método del péndulo / Метод маятника (1)(2)
			<b>Coefficient of friction (COF)</b> / Coefficiente di attrito Coefficient de frottement / Reibungskoeffizient / Coeficiente de roce / Коэффициент трения (1)(2)
			<b>Dynamic coefficient of friction (DCOF)</b> Coefficiente di attrito dinamico Coefficient de frottement dynamique / Dynamischer Reibungskoeffizient / Coeficiente de roce dinámico (1)(2)(3) Динамический коэффициент трения
			<b>Safety characteristics</b> Caratteristiche di sicurezza Caractéristiques de sécurité Sicherheitsmerkmale Características de seguridad Характеристики безопасности
			<b>Chemical characteristics</b> Caratteristiche chimiche Caractéristiques chimiques Chemische Eigenschaften Características químicas Химические свойства
			<b>Thermal and hygrometric characteristics</b> Caratt. termo-igrometriche C. thermiques et hygrométriques Thermo-hygrométrische Eigenschaften Características termohigrométricas Тепловые и гигрометрические свойства
			<b>Surface mechanical characteristics</b> Caratt. meccaniche superficiali Caractéristiques mécaniques superficielles Mechanische Eigenschaften der Oberfläche Características mecánicas superficiales Поверхностные механические свойства
			<b>Bulk mechanical characteristics</b> Caratt. meccaniche massive Caractéristiques mécaniques massives Mechanische Eigenschaften des Scherben Características mecánicas Механические свойства массы
			<b>Structural characteristics</b> Caratteristiche strutturali Caractéristiques structurales Strukturelle Eigenschaften Características estructurales Конструктивные свойства
			<b>Regularity characteristics</b> Caratteristiche di regolarità Caractéristiques de régularité Regelmäßigkeit Características de regularidad Свойства правильности

Technical features - Caratteristiche tecniche - Caractéristiques techniques - Technische Daten - Características técnicas - Технические характеристики







# Wall Tiles

## Technical Specification

Complies with	EN 14411 (ISO 13006)	Appendix	L	Group	BIII
Conforme alla norma	EN 14411 (ISO 13006)	Appendice	L	Gruppo	BIII
Conforme à la norme	EN 14411 (ISO 13006)	Appendice	L	Groupe	BIII
Entsprechend	EN 14411 (ISO 13006)	Anhang	L	Gruppe	BIII
Conforme a la norma	EN 14411 (ISO 13006)	Apéndice	L	Grupo	BIII
Соответствует норме	EN 14411 (ISO 13006)	Приложение	L	Группа	BIII

- (\*) **The permissible deviation, in % or mm, of the average size for each tile (2 or 4 sides) from work size (WS).**  
Deviazione ammissibile, in % oppure mm, della dimensione media di ogni piastrella (2 oppure 4 lati) dalla dimensione di fabbricazione (WS).
- (\*\*) **The permissible deviation, in % or mm, of the average thickness for each tile from the work size thickness (WS).**  
Deviazione ammissibile, in % oppure mm, dello spessore medio di ogni piastrella dallo spessore riportato nella dimensione di fabbricazione (WS).
- (\*\*\*) **The maximum permissible deviation from straightness, in % or mm, related to the corresponding work sizes (WS).**  
Deviazione massima ammissibile di rettilineità, in % oppure mm, in rapporto alle dimensioni di fabbricazione (WS) corrispondenti.
- (\*\*\*\*) **The maximum permissible deviation from rectangularity, in % or mm, related to the corresponding work sizes (WS).**  
Deviazione massima ammissibile di ortogonalità, in % oppure mm, in rapporto alle dimensioni di fabbricazione (WS) corrispondenti.
- c.c. **The maximum permissible deviation from centre curvature, in % or mm, related to diagonal calculated from the work sizes (WS).**  
Deviazione massima ammissibile della curvatura del centro, in % oppure mm, in rapporto alla diagonale calcolata secondo le dimensioni di fabbricazione (WS).
- e.c. **The maximum permissible deviation from edge curvature, in % or mm, related to the corresponding work sizes (WS).**  
Deviazione massima ammissibile della curvatura dello spigolo, in % oppure mm, in rapporto alle dimensioni di fabbricazione (WS) corrispondenti.
- w. **The maximum permissible deviation from warpage, in % or mm, related to diagonal calculated from the work sizes (WS).**  
Deviazione massima ammissibile dello svergolamento, in % oppure mm, in rapporto alla diagonale calcolata secondo le dimensioni di fabbricazione (WS).

### Technical feature symbols

<b>Dimensions</b> Dimensioni Dimensions Maße Tamaño Размер	ISO 10545-2		<b>Length and width</b> / Lunghezza e larghezza (*) Longuer et largeur / Länge und Breite / Longitud y anchura / Размеры сторон
			<b>Thickness</b> / Spessore (**) Epaisseur / Stärke / Grosor / Толщина
			<b>Straightness of sides</b> / Rettilineità degli spigoli (***) Rectitude des aretes / Kantengeradheit / Rectilineidad de las aristas / Кривизна сторон
			<b>Rectangularity</b> / Ortogonalità (****) Orthogonalite / Rechtwinkligkeit / Ortogonalidad / Косоугольность
<b>Physical properties</b> Proprietà fisiche Propriétés physiques Physikalische Eigenschaften Propiedades físicas Физические характеристики	ISO 10545-3		<b>Water absorption</b> / Massa d'acqua assorbita Masse d'eau absorbée / Aufgenommene Wassermasse / Peso de agua absorbida / Водопоглощение
	ISO 10545-4		<b>BREAKING STRENGTH</b> / Sforzo di rottura Force de rupture / Bruchlast / Esfuerzo de ruptura / Усилие на излом
	ISO 10545-8		<b>Modulus of rupture</b> / Resistenza alla flessione Résistance à la flexion / Biegefestigkeit / Resistencia a la flexión / Устойчивость к изгибу
	ISO 10545-8		<b>Coefficient of thermal linear expansion</b> / Coefficiente di dilatazione termica lineare Coefficient de dilatation thermique linéique / Lineare thermische Dehnung Coeficiente de dilatación térmica lineal / Коэффициент линейного расширения
	ISO 10545-9		<b>Thermal shock resistance</b> / Resistenza agli sbalzi termici Résistance aux écarts de température / Temperaturwechselbeständigkeit Resistencia a los cambios de temperatura / Устойчивость к перепаду температур
	ISO 10545-10		<b>Moisture expansion (in mm/m)</b> / Dilatazione all'umidità (in mm/m) Dilatation à l'humidité (en mm/m) / Feuchtigkeitsausdehnung (in mm/m) Dilatación por la humedad (en mm/m) / Расширение под воздействием влаги (в мм/м)
	ISO 10545-11		<b>Crazing resistance</b> / Resistenza al cavillo Résistance aux craquelurés / Haarriss-Beständigkeit / Resistencia a grietas / Устойчивость эмали к краquelюру (старению)
	EN 1348		<b>Bond strength/adhesion for improved cementitious adhesives</b> / Adesione a trazione con adesivi cementizi migliorati Adhérence par traction avec des ciments-colle améliorés / Scherfestigkeit mit verbesserten zementhaltigen Klebern Adherencia a tracción con adhesivos cementosos mejorados Прочность на растяжение при приклеивании улучшенными цементными клеями
	-		<b>Reaction to fire</b> / Reazione al fuoco Réaction au feu / Brandverhalten / Reacción al fuego / Огнестойкость
	<b>Chemical properties</b> Proprietà chimiche Propriétés chimiques Chemische eigenschaften Propiedades quimicas Химические характеристики	ISO 10545-13	
ISO 10545-13			<b>Resistance to low concentrations of acids and alkalis</b> / Resistenza a basse concentrazioni di acidi e alcali Résistance aux acides et aux alcalis à basse concentration / Beständigkeit gegen niedrigkonzentrierte Säuren und Laugen Resistencia a los ácidos y bases de baja concentración / Сопротивление кислотам и щелочам низкой концентрации
ISO 10545-13			<b>Resistance to high concentrations of acids and alkalis</b> / Resistenza ad alte concentrazioni di acidi e alcali Résistance aux acides et aux alcalis à haute concentration / Beständigkeit gegen hochkonzentrierte Säuren und Laugen Resistencia a los ácidos y bases de alta concentración / Сопротивление кислотам и щелочам низкой концентрации
ISO 10545-14			<b>Resistance to STAINING</b> / Resistenza alle macchie Résistance aux taches / Widerstand gegen Fleckenbildung / Resistencia a las manchas / Устойчивость эмали к загрязнению
ISO 10545-15		<b>Release of dangerous substances: Cadmium (in mg/dm²) and Lead (in mg/dm²)</b> Rilascio di sostanze pericolose: Cadmio (in mg/dm²) e Piombo (in mg/dm²) Emission de substances dangereuses: Cadmium (mg/dm²) et Plomb (mg/dm²) Emission von gefährlichen Stoffen: Cadmium (mg/dm²) und Blei (mg/dm²) Emisión de sustancias peligrosas: Cadmio (mg/dm²) y Plomo (mg/dm²) Выделение вредных веществ: кадмия (в мг/дм²) и свинца (в мг/дм²)	

Technical features - Caratteristiche tecniche - Caractéristiques techniques - Technische Daten - Características técnicas - Технические характеристики



PRODUCT  
FINDER



SURFACE  
RANGE



COMPANY



COLLECTIONS



TECHNICAL  
SPECIFICATIONS



## Wall tiles technical features

			Requirements for nominal size N Requisiti per dimensione nominale N		
			7 cm ≤ N < 15 cm	N ≥ 15 cm	
			(mm)	(%)	(mm)
<b>Dimensions</b> Dimensioni Dimensions Maße Tamaño Размер		<b>Length and width</b> Lunghezza e larghezza	± 0,4 (*) Rect.	± 0,3 (*) Rect.	± 1,0 (*) Rect.
		<b>Thickness</b> Spessore	± 0,5 (**)	± 10 (**)	± 0,5 (**)
		<b>Straightness of sides</b> Rettilineità degli spigoli	± 0,4 (***) Rect.	± 0,3 (***) Rect.	± 0,8 (***) Rect.
		<b>Rectangularity</b> Ortogonalità	± 0,4 (****) Rect.	± 0,3 (****) Rect.	± 1,5 (****) Rect.
		<b>Surface flatness</b> Planarità	c.c. ± 0,6 Rect.	c.c. ± 0,4 Rect.	c.c. ± 1,8 Rect.
			e.c. ± 0,6 Rect.	e.c. ± 0,4 Rect.	e.c. ± 1,8 Rect.
<b>Physical properties</b> Proprietà fisiche Propriétés physiques Physikalische Eigenschaften Propiedades físicas Физические характеристики		<b>Water absorption (in% by mass)</b> Massa d'acqua assorbita (come % della massa)	<b>Average &gt;10%. When the average &gt; 20%, this shall be indicated. Individual value &gt; 9%</b> Media >10%. Se questo valore > 20%, deve essere indicato. Valore Singolo > 9%		
		<b>Breaking strength</b> Sforzo di rottura	S ≥ 600 N		
		<b>Modulus of rupture</b> Resistenza alla flessione	R ≥ 15 N/mm <sup>2</sup>		
		<b>Coefficient of thermal linear expansion</b> Coefficiente di dilatazione termica lineare	<b>Declared value</b> Valore dichiarato		
		<b>Thermal shock resistance</b> Resistenza agli sbalzi termici	<b>Pass according to ISO 10545-1</b> Test superato in accordo con ISO 10545-1		
		<b>Moisture expansion (in mm/m)</b> Dilatazione all'umidità (in mm/m)	<b>Declared value</b> Valore dichiarato		
		<b>Crazing resistance</b> Resistenza al cavillo	<b>Pass according to EN ISO 10545-1</b> Test superato in accordo con ISO 10545-1		
		<b>Bond strength/adhesion for improved cementitious adhesives</b> Adesione a trazione con adesivi cementizi migliorati	<b>Declared value</b> Valore dichiarato		
<b>Chemical properties</b> Proprietà chimiche Propriétés chimiques Chemische eigenschaften Propiedades químicas Химические характеристики		<b>Resistance to household chemicals and swimming pool salts</b> Resistenza ai prodotti chimici di uso domestico ed agli additivi per piscina	<b>Minimum Class B</b> Classe minima B		
		<b>Resistance to low concentrations of acids and alkalis</b> Resistenza a basse concentrazioni di acidi e alcali	<b>Declared Class</b> Classe dichiarata		
		<b>Resistance to high concentrations of acids and alkalis</b> Resistenza ad alte concentrazioni di acidi e alcali	<b>Declared Class</b> Classe dichiarata		
		<b>Resistance to staining</b> Resistenza alle macchie	<b>Minimum Class 3</b> Classe 3 minima		
		<b>Release of dangerous substances: Cadmium (in mg/dm<sup>2</sup>) and Lead (in mg/dm<sup>2</sup>)</b> Rilascio di sostanze pericolose: Cadmio (in mg/dm <sup>2</sup> ) e Piombo (in mg/dm <sup>2</sup> )	<b>Declared value</b> Valore dichiarato		

EXIGO	FLUX	ULTRABLOCK	YACHT
Shiny	Matte	Matte	Matte
Suitable for Conforme	Suitable for Conforme	Suitable for Conforme	Suitable for Conforme
Suitable for Conforme	Suitable for Conforme	Suitable for Conforme	Suitable for Conforme
Suitable for Conforme	Suitable for Conforme	Suitable for Conforme	Suitable for Conforme
Suitable for Conforme	Suitable for Conforme	Suitable for Conforme	Suitable for Conforme
Suitable for Conforme	Suitable for Conforme	Suitable for Conforme	Suitable for Conforme
10% < E <sub>v</sub> ≤ 20 %	10% < E <sub>v</sub> ≤ 20 %	10% < E <sub>v</sub> ≤ 20 %	10% < E <sub>v</sub> ≤ 20 %
S ≥ 600 N	S ≥ 600 N	S ≥ 600 N	S ≥ 600 N
R ≥ 15 N/mm <sup>2</sup>	R ≥ 15 N/mm <sup>2</sup>	R ≥ 15 N/mm <sup>2</sup>	R ≥ 15 N/mm <sup>2</sup>
≤ 7 MK <sup>-1</sup>	≤ 7MK <sup>-1</sup>	≤ 7MK <sup>-1</sup>	≤ 7MK <sup>-1</sup>
<b>Resistant</b> Resiste	<b>Resistant</b> Resiste	<b>Resistant</b> Resiste	<b>Resistant</b> Resiste
≤ 0,06% (0,6mm/m)	≤ 0,06% (0,6mm/m)	≤ 0,06% (0,6mm/m)	≤ 0,06% (0,6mm/m)
<b>Resistant</b> Resiste	<b>Resistant</b> Resiste	<b>Resistant</b> Resiste	<b>Resistant</b> Resiste
≥ 10 N/mm <sup>2</sup> (Class C2 - EN 12004)	≥ 10 N/mm <sup>2</sup> (Class C2 - EN 12004)	≥ 10 N/mm <sup>2</sup> (Class C2 - EN 12004)	≥ 10 N/mm <sup>2</sup> (Class C2 - EN 12004)
A1	A1	A1	A1
A	A	A	A
LA	LA	LA	LA
HA	HA	HA	HA
5	5	5	5
≤ 0,01 mg/dm <sup>2</sup> Cd ≤ 0,1 mg/dm <sup>2</sup> Pb	≤ 0,01 mg/dm <sup>2</sup> Cd ≤ 0,1 mg/dm <sup>2</sup> Pb	≤ 0,01 mg/dm <sup>2</sup> Cd ≤ 0,1 mg/dm <sup>2</sup> Pb	≤ 0,01 mg/dm <sup>2</sup> Cd ≤ 0,1 mg/dm <sup>2</sup> Pb

(\*) The permissible deviation, in % or mm, of the average size for each tile (2 or 4 sides) from work size (WS).  
Deviación ammissible, in % oppure mm, della dimensione media di ogni piastrella (2 oppure 4 lati) dalla dimensione di fabbricazione (WS).

(\*\*) The permissible deviation, in % or mm, of the average thickness for each tile from the work size thickness (WS).  
Deviación ammissible, in % oppure mm, dello spessore medio di ogni piastrella dallo spessore riportato nella dimensione di fabbricazione (WS).

(\*\*\*) The maximum permissible deviation from straightness, in % or mm, related to the corresponding work sizes (WS).  
Deviación massima ammissible di rettilineità, in % oppure mm, in rapporto alle dimensioni di fabbricazione (WS) corrispondenti.

(\*\*\*\*) The maximum permissible deviation from rectangularity, in % or mm, related to the corresponding work sizes (WS).  
Deviación massima ammissible di ortogonalità, in % oppure mm, in rapporto alle dimensioni di fabbricazione (WS) corrispondenti.

c.c. The maximum permissible deviation from centre curvature, in % or mm, related to diagonal calculated from the work sizes (WS).  
Deviación massima ammissible della curvatura del centro, in % oppure mm, in rapporto alla diagonale calcolata secondo le dimensioni di fabbricazione (WS).

e.c. The maximum permissible deviation from edge curvature, in % or mm, related to the corresponding work sizes (WS).  
Deviación massima ammissible della curvatura dello spigolo, in % oppure mm, in rapporto alle dimensioni di fabbricazione (WS) corrispondenti.

w. The maximum permissible deviation from warpage, in % or mm, related to diagonal calculated from the work sizes (WS).  
Deviación massima ammissible dello svergolamento, in % oppure mm, in rapporto alla diagonale calcolata secondo le dimensioni di fabbricazione (WS).

PRODUCT  
FINDER



SURFACE  
RANGE



COMPANY



COLLECTIONS



TECHNICAL  
SPECIFICATIONS



## Laying suggestions - cleaning and maintenance

### 1. LAYING

Before starting the installation process, make sure the laying surface is well cured, flat and completely clean and that the material available is sufficient in quantity and has the right tone and size.

### 2 CHOICE OF ADHESIVE

The use of an appropriate adhesive is essential for a successful installation. For the installation of ceramic tiles, you should follow the laying instructions provided by leading adhesives manufacturers.

You should choose the most suitable adhesive on the basis of the following factors:

- laying surface
- type and size of tile
- use of tiled surface (floor/wall; indoor/outdoor)
- weather conditions at the time of laying
- waiting time before the ceramic surface can be used

USE Laying surface	TYPE OF TILE Type	SIZE (cm)	RECOMMENDED ADHESIVES - European Standards EN 12004	
			Normal Set	Rapid set
<b>INDOOR FLOORS</b>				
Cementitious screeds Existing cement floors (cement concrete, bush-hammered) Anhydrite screeds (following application of a suitable primer) Heating floors Existing ceramic, terrazzo and natural stone floors Waterproofing in bathrooms	porcelain tiles	< 30x30 cm	Improved cementitious adhesives with long open time (Class C2E).	Improved cementitious adhesives, slip resistant and deformable (Class C2FT - S1). ●
		≥ 30x30 cm < 60x60 cm	Improved cementitious adhesives resistant to slip and with long open time (Class C2TE).	Improved cementitious adhesives, slip resistant and deformable (Class C2FT - S1). ●
		≥ 60x60 cm	Improved cementitious adhesives with long open time and deformable (Class C2E - S1).	Improved cementitious adhesives, slip resistant and deformable (Class C2FT - S1). ●
<b>INDOOR WALL TILES</b>				
Cementitious plaster or mortar Plaster (plaster or panels, following application of a suitable primer) Painted walls Cast concrete (Following application of primer on gypsum-based joints) Plasterboard Waterproofing in bathrooms and showers Existing ceramic tiles	porcelain tiles	any size	Improved cementitious adhesives resistant to slip and with long open time (Class C2TE).	Improved cementitious adhesives, slip resistant and deformable (Class C2FT - S1). ●
		< 30x30 cm	Improved cementitious adhesives resistant to slip and with long open time (Class C2TE).	Improved cementitious adhesives, slip resistant and deformable (Class C2FT - S1). ●
		≥ 30x30 cm < 60x60 cm	Improved cementitious adhesives resistant to slip and with long open time (Class C2TE).	Improved cementitious adhesives, slip resistant and deformable (Class C2FT - S1). ●
		≥ 60x60 cm	Improved cementitious adhesives resistant to slip with long open time and deformable (Class C2TE - S1).	Improved cementitious adhesives, slip resistant and deformable (Class C2FT - S1). ●
<b>OUTDOOR FLOORS</b>				
Cementitious screeds Concrete floor Layers of waterproofing	porcelain tiles	< 30x30 cm	A Improved cementitious adhesives resistant to slip and with long open time (Class C2TE).	Improved cementitious adhesives, slip resistant and deformable (Class C2FT - S1). ●
		≤ 30x30 cm < 60x60 cm	Improved cementitious adhesives resistant to slip with long open time and deformable (Class C2TE - S1).	Improved cementitious adhesives, slip resistant and deformable (Class C2FT - S1). ●
		≥ 60x60 cm	Improved cementitious adhesives with long open time and highly deformable (Class C2E - S2).	Improved cementitious adhesives with long open time and highly deformable (Class C2FE - S2). ●
<b>OUTDOOR WALLS</b>				
Cementitious plaster Concrete cast in situ or prefabricated	porcelain tiles	< 30x30 cm	Improved cementitious adhesives resistant to slip with long open time and deformable (Class C2TE - S1).	Improved cementitious adhesives, slip resistant and deformable (Class C2FT - S1). ●
		≥ 30x30 cm < 60x60 cm ●	Improved cementitious adhesives resistant to slip with long open time and deformable (Class C2TE - S1).	Improved cementitious adhesives, slip resistant and deformable (Class C2FT - S1). ●
		≥ 60x60 cm ●●	Improved cementitious adhesives with long open time and highly deformable (Class C2E - S2).	Improved and highly deformable cementitious adhesives (Class C2F - S2). ●

● For large size tiles laid at a height of more than three meters, certain international regulations specify that tiles should be laid using a mixed system of adhesive and mechanical fixtures chosen in relation to the weight of the tile, height of the tiling and site conditions.

●● For tiles with a side measuring more than 30 cm laid at heights of more than three meters, certain international regulations specify the use of an additional mechanical anchor that ensures the retention of the tile in case of accidental detachment, to be chosen in relation to the weight of the tile, the height of the tiling and the site conditions.

### 3. LAYING THE TILES

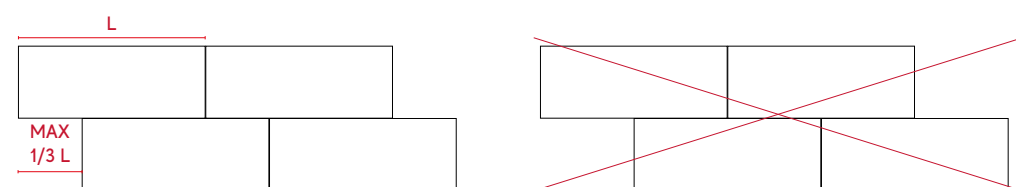
Installation should be performed by qualified personnel using the proper tools. The laying of the material should be checked before the adhesive is dry so that any corrections can be made. In any case, Atlas Concorde does not recommend installation without joints or joints smaller than 2 mm.

When laying tiles with a side longer than 60 cm and in any case for commercial indoor environments or outdoors it is essential to spread the adhesive using double buttering, applying the adhesive in a linear method parallel to the short side both on the substrate and on the back of the tile, thus ensuring perfect adhesion between the tile and substrate. To minimize the unevenness of the tiles both on the floor and on the wall it is recommended to use "easy installation systems" with spacers and levelers.

Spread the adhesive using a suitably toothed spatula.

### 3A. LAYING RECTANGULAR FORMATS

For straight courses of rectangular formats, the maximum offset between tiles must not exceed 1/3 of the length of the adjacent side.



## PORCELAIN & WALL TILES

### 4. SQUARE OR PERPENDICULAR CUTS

To perform square or perpendicular cuts, it's best to first drill circular holes near the corners of the hole and then connect them with linear cuts, which will relax the tension at the corners of the tile.

### 5. JOINTS AND GROUTING

Before filling the joints, it is recommended to wait until the adhesive is completely dry and to ensure that the joints are free of all traces of adhesive and/or dust. In any case, Atlas Concorde does not recommend installation without joints or joints smaller than 2 mm. For joints in a color that contrasts with the tiles, it is recommended to test the grout in a small, hidden area. You should follow the instructions provided by leading grout manufacturers.

USE	RECOMMENDED GROUTS - EUROPEAN STANDARDS EN 13888
Residential interiors	Improved cementitious mortars for joints (Class CG2)
Damp interiors (bathrooms, showers) and outdoors	Improved cementitious mortars for joints with low water absorption (CG2 WA)
Commercial premises	Improved cementitious mortars for joints with high resistance to abrasion (Class CG2 A)
Premises requiring total hygiene and resistance to chemical agents (swimming pools, kitchen work surfaces, food industry, hospitals, supermarkets, etc.)	Epoxy mortars (Class RG).

### 5A. ELIMINATION OF EXCESS GROUT

To correctly and easily eliminate excess grout, follow the instructions given by the grout manufacturer. In general, proceed as follows:

#### Cementitious grouts

When the grout becomes opaque (normally after 10-20 minutes), clean with a hard cellulose sponge using movements on a diagonal to the joints. It is important to respect the drying time to avoid removing the grout from the joints.

#### Epoxy grouts

When the mixture is still fresh, wet the surface with plenty of water, emulsifying with a pad like Scotch-Brite®, paying attention not to empty the joints.

The residual grout liquid can be removed with a hard cellulose sponge (to be replaced when excessively soaked with resin).

It is vital to remove epoxy grout rapidly before it starts hardening as it is extremely difficult to remove subsequently. If the epoxy grout has started to harden, try adding 10% alcohol to the washing water.

### 6. CLEANING AND MAINTENANCE

#### 6A. FINAL SITE CLEANING

The work site is considered finished when it is cleared of any tools/materials used for the job. To reduce the risk of damage to the tiled surface, it is necessary to protect it and avoid the presence of abrasive materials.

After a few days, eliminate residues with a commercial Scotch-Brite® pad, brush or single brush floor cleaner (for large surfaces).

For walls, use a neutral detergent in hot water.

For floors, use a mild acid wash diluted according to the type of surface (smooth or textured). It is important to protect marble or metal inserts previously with adhesive tape.

Rinse with abundant clean water to eliminate all marks or residues from the joints.

If necessary, repeat the acid wash at a higher concentration, unless there are marble or metal inserts. Do not use diluted commercially-available acids.

#### 6B. ROUTINE MAINTENANCE

You are recommended to use ordinary neutral detergent diluted in water.

Avoid using acid or alkaline products, waxes and/or impregnants and metal pads (iron or steel sponges).

In the event of heavy dirt or particularly textured surfaces, use an alkaline detergent and rinse after washing.

For large surfaces, the use of a floor washing machine is recommended.

#### 6C. UNSCHEDULED MAINTENANCE

In the event of dirt resistant to the ordinary cleaning, use a suitable detergent for the particular kind of dirt.

TYPE OF DIRT (resistant to ordinary maintenance)	DETERGENT/SOLVENT
Coal, lime efflorescence, chalk, metal marks, rust, graphite, emulsion paint	Acid detergents*
Coca cola, coffee, wine, beer, ice cream	Alkaline detergents
Resin, silicon or mechanical oils, candle wax, paint	Solvents
Tire marks, sole marks, suction cup marks	Alkaline detergent in an abrasive paste

\* Important: Acid products may corrode marble, granite, natural stone and metal. Avoid using in the presence of decoration or inserts in these materials

The cleaning characteristics of the materials may vary significantly depending on the laying method, conditions of use, type of surface and environment. Generally speaking, the higher the non-slip characteristics of the tiles, the more difficult they are to clean.

The maintenance and cleaning operative should always test each cleaning method empirically in advance (if possible on a piece of the material not laid)

In the case of particularly heavy use (for example, mechanical workshops or environments with a heavy presence of oily residues and tire marks), incorrect laying or inappropriate cleaning, Atlas Concorde declines all responsibility for the effectiveness of cleaning and maintenance operations.

Atlas Concorde cannot, under any circumstances, be held responsible for events, damage or defects caused by incorrect laying, negligent cleaning and maintenance or the use of materials and adhesives inappropriate for the use.







Ceramiche Atlas Concorde S.p.A.  
Via Canaletto 141  
41042 Spezzano di Fiorano (MO) - Italia

[atlasconcorde.com](https://atlasconcorde.com)

Copyright 2024 by Ceramiche Atlas Concorde S.p.A  
(41042 Spezzano di Fiorano (MO) - Italia)  
April 2024



 atlas concorde  
**SOLUTION**

[atlasconcorde.com](https://atlasconcorde.com)