

Outdoor*design*



 **atlas concorde**

April 2019

MADE IN ITALY. MADE TO EXCEL.



Atlas Concorde is a global specialist in premium porcelain and wall tiles for every style and application in residential, commercial and public architecture. Being global specialists means excellence in the level of design and technology in each type of surface, making it possible to always offer designers and end users the best solution for each application.

Atlas Concorde è specialista globale in superfici ceramiche d'eccellenza per ogni stile e applicazione nell'architettura residenziale, commerciale e pubblica. Essere specialisti globali significa eccellere per livello di design e tecnologia in ciascun tipo di superficie, così da offrire sempre ai progettisti e agli utilizzatori finali la soluzione migliore per ogni applicazione.

atlasconcorde.com

OUTDOOR DESIGN

**COLOURED BODY
PORCELAIN TILES
GRES PORCELLANATO
COLORATO IN MASSA**

Grès cérame coloré
dans la masse
Durchgefärbtes
Feinsteinzeug
Gres porcelánico
coloreado en masa
Керамический гранит
окрашенный в массе

the Atlas Concorde *outdoor solutions*



**Gardens, swimming pools and outdoor furniture:
with Atlas Concorde's outdoor products you
can design spaces combining maximum stylistic
freedom with excellent performance to create
eternally pleasant environments.**

Giardini, piscine e arredi urbani: con i prodotti per esterno di Atlas Concorde è possibile progettare coniugando la massima libertà stilistica e prestazioni eccellenti, per dare vita ad ambienti eternamente piacevoli.

Gärten, Swimming-Pools und Städtebau: Die Outdoor-Produkte von Atlas Concorde ermöglichen eine Planung, die maximale stilistische Freiheit mit überragenden Leistungen vereint. So entstehen Bereiche, deren Attraktivität von Dauer ist.

Jardins, piscines et aménagements urbains : les produits d'extérieur d'Atlas Concorde permettent de réaliser une conception qui conjugue la plus grande liberté de style à d'excellentes performances, pour créer et pérenniser des espaces agréables à vivre.

Jardines, piscinas y mobiliario urbano: con los productos para el aire libre de Atlas Concorde es posible diseñar combinando la máxima libertad estilística a las mejores prestaciones creando así entornos eternamente placenteros.

Сады, бассейны, городские площади: уличные плитки Atlas Concorde превращают любое наружное пространство в функциональное, красивое, приятное для отдыха место.



stone
look
pag. 12



concrete
look
pag. 78



wood
look
pag. 102



marble
look
pag. 138

look index

12 STONE LOOK

- 14 **Brave**
- 26 **Echo**
- 28 **Klif**
- 32 **Kone**
- 36 **Marvel Stone**
- 42 **Seastone**
- 50 **Sunrock**
- 54 **Trust**
- 72 **Block**

78 CONCRETE LOOK

- 80 **Boost**
- 84 **Evolve**
- 88 **Mark**
- 178 **Arkshade**
- 184 **Dwell**

102 WOOD LOOK

- 104 **Axi**
- 114 **Etic**
- 118 **Etic Pro**
- 130 **Excence**
- 132 **Nid**
- 192 **Arbor**
- 206 **Nash**

138 MARBLE LOOK

- 140 **Marvel Pro**

RANGE INDEX

- 192 Arbor
- 178 Arkshade
- 194 Axi
- 174 Block
- 180 Boost
- 146 Brave
- 184 Dwell
- 150 Echo
- 198 Etic
- 200 Etic Pro
- 186 Evolve
- 204 Exence
- 152 Klif
- 156 Kone
- 188 Mark
- 210 Marvel Pro
- 160 Marvel Stone
- 206 Nash
- 208 Nid
- 164 Seastone
- 168 Sunrock
- 170 Trust
- 218 Technical information

outdoor complete project

PROGETTI COMPLETI PER ESTERNI
KOMPLETTES PROJEKT FÜR DEN AUSSENBEREICH
PROJET COMPLET POUR L'EXTÉRIEUR
PROYECTO COMPLETO PARA EXTERIORES
КОМПЛЕКСНЫЕ ПРОЕКТЫ ОФОРМЛЕНИЯ НАРУЖНЫХ ПРОСТРАНСТВ



Atlas Concorde's Outdoor Design range is completed and enriched by a wide range of decorations that can be used for covering walls of rooms, garden walls, benches and more. To ensure maximum style and design continuity even in the smallest details.

La gamma Outdoor Design di Atlas Concorde è completata e impreziosita da una vasta scelta di decori utilizzabili per rivestire pareti, muretti, sedute, volumi e altri elementi d'arredo. Per assicurare la massima continuità stilistica e progettuale fin nei più minimi particolari.

Das Sortiment Outdoor Design von Atlas Concorde wird durch eine breitgefächerte Auswahl an Dekoren für die Verkleidung von Wänden, kleinen Mauern, Sitzbänken, Volumen und anderen Einrichtungselementen vervollständigt und bereichert. Somit wird die maximale stilistische und entwerfsbezogene Kohärenz bis ins kleinste Detail sichergestellt.

La gamme Outdoor Design d'Atlas Concorde est complétée par un vaste choix de décors pour le revêtement de murs, murets, bancs, volumes et autres éléments d'aménagement. Pour assurer la plus grande continuité stylistique du projet jusque dans les moindres détails.

La gama Outdoor Design de Atlas Concorde está completada y embellecida por una amplia gama de decoraciones excelentes para revestir paredes, muretes, bancos, volúmenes y otros elementos de decoración. Ideal para asegurar la máxima continuidad de estilo y de diseño hasta en los más mínimos detalles.

Линейка уличной плитки Outdoor Design Atlas Concorde располагает широкой гаммой декоративных элементов для оформления наружных стен, подпорных стенок, скамеек и т.п. Это позволяет придать наружным пространствам стильную цельность и ухоженность до мельчайших деталей.

in & out aesthetic continuity

CONTINUITÀ ESTETICA TRA IN&OUT
ÄSTHETISCHE KONTINUITÄT ZWISCHEN IN&OUT
UNE CONTINUITÉ ESTHÉTIQUE ENTRE EXTERIEUR ET INTERIEUR
CONTINUIDAD ESTÉTICA ENTRE IN&OUT
СТИЛЕВОЕ ЕДИНСТВО ВНУТРЕННИХ И НАРУЖНЫХ ПРОСТРАНСТВ



Thanks to Atlas Concorde's Outdoor Design it is possible to design exteriors as a natural extension of interiors. Outdoor spaces become the ideal setting for enjoying intense moments of peace and sharing, away from the daily grind.

Grazie ad Outdoor Design di Atlas Concorde è possibile concepire l'outdoor come una naturale estensione degli ambienti interni. Gli spazi esterni diventano il contesto ideale per assaporare intensi momenti di quiete e condivisione, lontani dalla frenesia quotidiana.

Dank des Outdoor Designs von Atlas Concorde kann das Outdoor als natürliche Erweiterung der Innenbereiche konzipiert werden. Die Außenbereiche werden zum idealen Rahmen, um intensive Momente der Ruhe und der Gemeinsamkeit auszukosten, weit weg von der Hektik des Alltags.

L'Outdoor Design d'Atlas Concorde permet de concevoir l'espace extérieur comme l'extension naturelle de l'espace intérieur. Les espaces extérieurs deviennent le cadre idéal où s'attarder loin de la frénésie quotidienne.

Gracias a Outdoor Design de Atlas Concorde, los espacios al aire libre se conciben como la extensión natural de los ambientes interiores. Los espacios exteriores se convierten en escenario ideal para disfrutar momentos de paz y de intercambio, lejos de la rutina diaria.

Благодаря линейке уличной плитки Outdoor Design от Atlas Concorde наружные пространства дома становятся естественным продолжением внутренних. В таких пространствах невероятно приятно уединиться или отдыхать в компании друзей вдали от повседневной суеты.

the spaces

everywhere solutions



Urban pedestrian areas . Aree urbane pedonali
 Städtische Fußgängerzonen . Zones urbaines piétonnes
 áreas urbanas peatonales . Городские пешеходные площади



Patios . Patii
 Innenhöfe . Patios
 Patios . Патио



Driveways . Aree carrabili
 Befahrene Flächen . Zones à passage de voitures
 Areas calzadas . Проезжие участки




Ventilated facades . Facciate ventilate
 Hinterlüftete Fassaden . Façades ventilées
 Fachadas ventiladas . Вентилируемые фасады



Decking . Decking
 Böden . Planchers surélevés
 Decking . Напольные покрытия



Pools and spas . Piscine e spa
 Schwimmbäder und Spa . Piscines et spas
 Piscinas y spa . Бассейны и СПА-центры



Retail areas . Aree commerciali
 Geschäftsflächen . Zones commerciales
 Areas comerciales . Коммерческие площади



High-traffic areas . Aree ad alto traffico
 Schwer belastete Flächen . Zones à haut trafic
 Areas de alto tráfico . Зоны с высокой посещаемостью

superior style top performance

STILE SUPERIORE PERFORMANCE MIGLIORI
ÜBERLEGENER STIL BESTLEISTUNGEN
STYLE SUPÉRIEUR MEILLEURES PERFORMANCES
MÁXIMO ESTILO MEJORES RENDIMIENTOS
ЭЛИТНАЯ СТИЛЬНОСТЬ ПРЕВОСХОДНЫЕ ХАРАКТЕРИСТИКИ



Ceramic products inspired by evocative materials, available in three thicknesses, a wide variety of sizes, colours and anti-slip surfaces. To achieve an optimum balance between technical functionality and aesthetic results in all outdoor environments.

Prodotti ceramici ispirati a suggestivi materiali, disponibili in tre spessori, un'ampia varietà di formati e colori, e superfici antiscivolo. Per ottenere l'equilibrio ottimale tra funzionalità tecniche e risultati estetici in tutti gli ambienti outdoor.

Keramikprodukte, inspiriert an suggestiven Materialien, verfügbar in drei Stärken, eine breite Palette an Formaten, Farben und rutschfesten Flächen. Zur Erzielung eines optimalen Ausgleichs zwischen technischer Funktionalität und ästhetischen Ergebnissen in allen Outdoor-Ambienten.


Produits céramiques qui s'inspirent de matériaux suggestifs, disponibles en trois épaisseurs, avec une vaste gamme de coloris, de formats et de surfaces antiglisse. Pour obtenir l'équilibre parfait entre fonctionnalités techniques et résultats esthétiques dans tous les espaces extérieurs.

Productos cerámicos inspirados en materiales sugestivos, disponibles en tres espesores, un amplio abanico de formatos y colores y superficies antideslizantes. Para obtener máximo equilibrio entre funcionalidad técnica y resultados estéticos en cada ambiente al aire libre.

Керамические плитки с фактурами разнообразных материалов доступны в двух вариантах толщины, многочисленных форматах и цветах, а также с противоскользящей поверхностью. Для технически и эстетически превосходных уличных покрытий.

precious project details

PREZIOSI DETTAGLI DI PROGETTO
WERTVOLLE GESTALTUNGSELEMENTE
DES PRÉCIEUX DÉTAILS DE CONCEPTION
PRECIOSOS DETALLES DE PROYECTO
ЦЕННЫЕ ДЕТАЛИ



Atlas Concorde's Outdoor Design features a wide range of special pieces for swimming pools, gardens and landscaping. The ideal solution to meet the most varied and ambitious project needs.

La proposta Outdoor Design di Atlas Concorde è arricchita da una vasta gamma di pezzi speciali per piscine, gardening e arredo urbano. La soluzione ideale per soddisfare le più svariate e ambiziose esigenze progettuali.

Der Outdoor Design-Vorschlag von Atlas Concorde wird von einer großzügigen Palette an Sonderstücken für Schwimmbäder, Gardening und städtische Einrichtungen bereichert. Die ideale Lösung, um den unterschiedlichsten und anspruchvollsten Projekterfordernissen gerecht zu werden.

La proposition Outdoor Design d'Atlas Concorde présente une vaste gamme de pièces spéciales pour les piscines, le jardin et l'aménagement urbain. La solution idéale pour satisfaire les exigences plus ambitieuses et les plus variées de chaque projet.

La propuesta Outdoor Design de Atlas Concorde la enriquece una gama de piezas especiales para piscinas, jardines y mobiliario urbano. La solución ideal para satisfacer las más variadas y ambiciosas exigencias de diseño.

Линейка уличных плиток Outdoor Design укомплектована богатой гаммой специальных элементов для оформления бассейнов, садов, городских пространств. Идеальное решение для придания любому проекту красивой завершенности.

aesthetics values *advantages of outdoor design*


I VANTAGGI OUTDOOR DESIGN
LES ATOUTS OUTDOOR DESIGN
VENTAJAS OUTDOOR DESIGN
DIE OUTDOOR DESIGN VORTEILE
ПРЕИМУЩЕСТВА ЛИНЕЙКИ OUTDOOR DESIGN



Easy to clean
Facile da pulire
Leicht zu reinigen
Facile à nettoyer
Fácil de limpiar
Простота ухода




It allows for a continuous transition from indoor to outdoor spaces
Permette di creare ambienti con esterno e interno coordinati
Innen- und Aussenbereiche können optimal koordiniert werden
Permet de créer des espaces en coordonnant l'extérieur avec l'intérieur
Permite crear ambientes con exteriores e interiores coordinados
Стилистическая цельность дизайна внутренних и наружных пространств



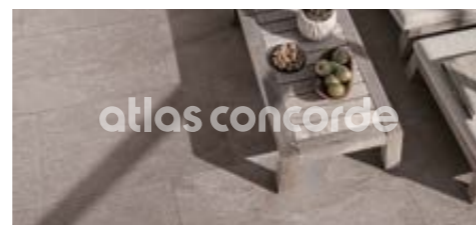
Consistency of appearance compared to natural materials
Coerenza del look con i materiali naturali
Authentischer Look von Naturmaterialien
Cohérence des looks avec les matériaux naturels
Coherencia de aspectos con los materiales naturales
Сходство поверхности с природными материалами



Wide range of special pieces
Ampia gamma di pezzi speciali
Großes Sortiment an Sonderstücken
Vaste gamme de pièces spéciales
Amplia gama de piezas especiales
Широкая гамма специальных элементов




Diversity of size
Ampia gamma di formati
Formatvielfalt
Variété de format
Variedad de formato
Разнообразие форматов



Diversity of look
Varietà di look
Designvielfalt
Variété de look
Variedad de aspectos
Разнообразие рисунков поверхности



Made in Italy



Easy to install
Facile da posare
Leicht zu verlegen
Facile à poser
Fácil de colocar
Простота укладки



Easy to replace, remove or install elsewhere with no need for masonry work
Facile da sostituire, rimuovere o riposizionare senza interventi di muratura
Leicht auszutauschen, zu entfernen oder an einem anderen Ort wieder zu verlegen ohne zusätzliche Bauarbeiten
Facile à remplacer, repositionner ou enlever, sans travaux de maçonnerie
Fácil de reemplazar, quitar o reposicionar sin intervenciones de albañilería
Легкость снятия, перестановки и замены плиток без необходимости проведения сложных строительных работ

the strength of outdoor design *technical features*

PROGETTI COMPLETI PER ESTERNI
KOMPLETTES PROJEKT FÜR DEN AUSSENREICH
PROJET COMPLET POUR L'EXTÉRIEUR
PROYECTO COMPLETO PARA EXTERIORES
КОМПЛЕКСНЫЕ ПРОЕКТЫ ОФОРМЛЕНИЯ НАРУЖНЫХ ПРОСТРАНСТВ



Resistant and durable over time, more than cement or natural stone slabs
Resistente e inalterabile nel tempo, più delle lastre in cemento e pietra naturale
Dauerhaft und unveränderlich im Laufe der Zeit, beständiger als Zementplatten und Naturstein
Résistant et inaltérable dans le temps, plus que les dalles en béton et pierre naturelle
Resistente e inalterable a lo largo del tiempo, más que las losas de cemento y la piedra natural
Большая стойкость и долговечность, в сравнении с цементом и природным камнем



Resistant to attack from moss, mould and pesticides
Inattaccabile da muffe, muschio e pesticidi.
Resistent gegen Schimmel, Moos und Pestizide
Anti-moisissure, anti-mousse et ultra-résistant aux pesticides
Inatacable por mohos, musgo y pesticidas
Стойкость к образованию плесени, мха и инсектицидным обработкам



Resistant to thermal shock
Resistente agli sbalzi termici
Beständig gegen Temperaturschwankungen
Résistant aux écarts de température
Resistente a los cambios bruscos de temperatura
Термическая стойкость



Frost-proof
Ingelivo
Frostsicher
Résistant au gel
Resistente al hielo
Морозостойкость



Nonabsorbent (<0,1%)
Inassorbente (< 0,1%)
Extrem geringe Wasseraufnahme (<0,1%)
Non absorbant (<0,1%)
Impermeable (<0,1%)
Низкое водопоглощение (<0,1%)



Resistant to salts
Resistente al sale
Salzbeständig
Résistant au sel
Resistente a la sal
Стойкость к воздействию солей



Fire-proof (class A1 - EN 13501:1)
Ignifugo (classe A1 - EN 13501:1)
Feuerhemmend (Klasse A1 - EN 13501:1)
Ignífugo (classe A1 - EN 13501:1)
Ignifugo (classe A1 - EN 13501:1)
Огнестойкость (класс a1 по ен 13501:1)



Resistant to acids
Resistente agli acidi
Säurebeständig
Résistant aux attaques acides
Resistente a los ácidos
Стойкость к кислотам



Excellent anti-slip features
Elevate proprietà antiscivolo
Hohe rutschfeste eigenschaften
Propriétés antidérapantes élevées
Elevadas propiedades antideslizamiento
Высокое сопротивление скольжению

± 20 mm . ± 30 mm



High breakage load
Altamente resistente ai carichi di rottura
Hohe Bruchlast
Très résistant aux charges de rupture
Altamente resistente a las cargas de ruptura
Высокая прочность каждая плитка выдерживает

stone look

- 14 BRAVE
- 26 ECHO
- 28 KLIF
- 32 KONE
- 36 MARVEL STONE
- 42 SEASTONE
- 50 SUNROCK
- 54 TRUST
- 72 BLOCK



COLOURED BODY PORCELAIN TILES
GRES PORCELLANATO COLORATO IN MASSA
Grès cérame coloré dans la masse
Durchgefärbtes Feinsteinzeug
Gres porcelánico coloreado en masa
Керамический гранит окрашенный в массе



relaxing time *outside*



atlas comorde

Brave Pearl 60x60 cm ± 20 mm
Brave Earth 60x60 cm
Brave Earth 30x60 cm
Brave Pearl 30x60 cm
Brave Earth Listello 8x60 cm
Brave Pearl Listello 8x60 cm

relaxing time *outside*



style is in
the air



Brave Grey 45x90 cm \pm 20 mm
Brave Coke 75x150 cm
Brave Grey 75x150 cm
Brave Coke Listello 8x60 cm
Brave Grey Grip 30x60 cm
Brave Grey Elemento L Grip 15x60 H. 4 cm



beauty is on
your side



Brave Gypsum 45x90cm ± 20 mm



The characteristics of Atlas Concorde's extra-thick tiles combine the esthetic value and technical performance of 20 mm thick porcelain tiles and are the ideal cladding for ventilated facades.

Le caratteristiche dei prodotti a spessore maggiorato Atlas Concorde uniscono la valenza estetica e la performance tecnica del gres porcellanato in 20 mm di spessore e rappresentano il rivestimento ottimale per la realizzazione di facciate ventilate.

Die Atlas Concorde-Produkte mit größerer Stärke vereinen den optischen Wert sowie die technischen Leistungen des 20 mm starken Feinsteinzeugs. Sie sind damit die ideale Verkleidung für hinterlüftete Fassaden.

Las características de los productos con mayor espesor de Atlas Concorde combinan el valor estético y las prestaciones técnicas del gres porcelánico de 20 mm de espesor, convirtiéndose en el revestimiento ideal para la realización de fachadas ventiladas.

Les caractéristiques des produits de grande épaisseur d'Atlas Concorde permettent d'unir la valeur esthétique et la performance technique du grès cérame de 20 mm d'épaisseur et représentent un revêtement optimal pour la réalisation des façades ventilées.

Толстые плитки Atlas Concorde совмещают красивый внешний вид с высокими эксплуатационными качествами керамогранита 20-миллиметровой толщины, поэтому идеальны для устройства вентилируемых фасадов.

priceless design
vibrations

Brave Grey 60x120 cm ± 20 mm



project your *wellness*



Brave Grey 60x120 cm ± 20 mm



in the mood for *comfort*



Echo Light 90x90 cm ± 20 mm
Echo Grey 90x90 cm ± 20 mm

atlas concorde

Atlas Concorde's extra-thick products allow for the creation of walkways, passageways and outdoor paths that can be added with originality to any setting.

I prodotti a spessore maggiorato di Atlas Concorde permettono la realizzazione di camminamenti, aree di passaggio e vialetti in esterno in grado di inserirsi con originalità in ogni contesto.

Die Atlas Concorde-Produkte mit größerer Stärke eignen sich für Gehwege, Durchgangsbereiche und Einfahrten im Freien, die sich auf originelle Weise in jeden Kontext einfügen.

Los productos con mayor espesor de Atlas Concorde permiten crear pasarelas, caminos y senderos exteriores que pueden insertarse con originalidad en cualquier contexto.

Les produits de grande épaisseur d'Atlas Concorde permettent de réaliser des allées, des zones et des voies de passage extérieures qui s'intègrent avec originalité dans tous les contextes.

Плитками увеличенной толщины Atlas Concorde можно выложить дорожки и аллеи, красиво вписывающиеся в общий пейзаж наружных пространств.

the natural language *of design*



Klif Grey Grip 37,5x75 cm
Klif Grey 45x90 cm ± 20 mm
Klif Grey Round 45x90 cm ± 20 mm
Klif Grey Round Ang Dx/Sx 45x90 cm ± 20 mm
Klif Grey Elemento L 33x90 cm ± 20 mm
Klif Grey Elemento L Angolare 33x33 cm ± 20 mm
Klif Grey Alzata 20x90 cm ± 20 mm

the natural language *of design*



atlas concorde

Klif Grey 90x90 cm ± 20 mm



garden landscape

Kone Grey 45x90 cm \pm 20 mm
Kone Grey Grip 30x60 cm
Kone Grey Elemento L SP 20x60 cm \pm 20 mm





Kone Grey 45x90 cm \pm 20 mm
Kone Grey Grip 30x60 cm
Kone Grey Elemento L SP 20x60 cm \pm 20 mm
Kone Grey Linea 3D 30x60 cm



Kone Grey 45x90 cm \pm 20 mm

in love with *your patio*



Marvel Stone Cardoso Elegant Textured 30x60 cm
Marvel Stone Clauzetto White 60x120 cm \pm 20 mm
Marvel Stone Cardoso Elegant Matt 75x150 cm
Marvel Stone Cardoso Elegant Brick 30x60 cm
Marvel Stone Clauzetto White 75x150 cm
Marvel Cardoso Elegant Elemento L Textured 15x60 H. 4 cm

atlas concorde

In residential gardens or public parks, Atlas Concorde Outdoor Design products are a simple, practical solution for creating relaxing outdoor areas that blend seamlessly with their surroundings.

In giardini residenziali o all'interno di parchi pubblici, i prodotti Outdoor Design di Atlas Concorde rappresentano una soluzione semplice e funzionale per la creazione di zone relax all'aria aperta che si integrano perfettamente con l'ambiente circostante.

In Wohnungsgärten oder öffentlichen Parks sind die Outdoor Design-Produkte von Atlas Concorde eine einfache und funktionelle Lösung für das Anlegen erholsamer Oasen im Freien, die sich perfekt in die Umgebung integrieren.

En jardines residenciales o parques públicos, los productos Atlas Concorde Outdoor Design son una solución simple y funcional para crear áreas de relax al aire libre, perfectamente integradas con su entorno.

Tant dans les jardins résidentiels qu'à l'intérieur des parcs publics, les produits Outdoor Design d'Atlas Concorde représentent une solution simple et fonctionnelle pour créer des zones de relax en plein air parfaitement intégrées dans l'espace environnant.

В домашних садах и общественных парках плитки линейки Outdoor Design от Atlas Concorde позволяют обустроить уютные зоны отдыха под открытым небом в полной гармонии с окружающим пейзажем.

the perfect trim of
elegance

Marvel Stone Desert Beige 60x120 cm ± 20 mm
Etic Pro Eucalipto Smoked 30x120 cm ± 20 mm
Marvel Stone Desert Beige Round 33x120 cm ± 20 mm
Marvel Stone Desert Beige 75x150 cm
Marvel Stone Nero Marquina Lappato 75x150 cm



*lounge is
friendship*



Marvel Stone Desert Beige 60x120 cm ± 20 mm



patio is my *nest*



Seastone Greige 60x60 cm \pm 20 mm

Patios can be built by placing ceramic pieces directly on a layer of gravel that ensures proper drainage.

I patii possono essere realizzati posando i pezzi ceramici direttamente su uno strato di ghiaia che garantisce il drenaggio delle acque.

In Innenhöfen lassen sich die Fliesen direkt auf einer Kiesschicht verlegen, so dass die Entwässerung garantiert ist.

Los patios pueden construirse colocando las piezas cerámicas directamente sobre una capa de grava que asegura el drenaje del agua.

Les patios peuvent être réalisés en posant directement les pièces céramiques sur une couche de gravier qui assure le drainage de l'eau.

В патио плитки можно укладывать непосредственно на слой гравия, который обеспечивает отвод дождевой воды.



garden house



Seastone Greige 60x60 cm ± 20 mm



contemporary *villa*



Seastone Gray 60x60 cm ± 20 mm
Seastone Gray Elemento L 20x60 cm ± 20 mm



Seastone Gray 60x60 cm ± 20 mm
Seastone Gray Elemento L 20x60 cm ± 20 mm



open air resort *pool*

Sunrock Jerusalem Ivory 60x60 cm ± 20 mm
Sunrock Jerusalem Ivory Elemento L 20x60 cm ± 20 mm



welness *hotel*



Sunrock Bourgogne Sand 60x60 cm \pm 20 mm
Sunrock Bourgogne Sand Griglia 20x60 cm \pm 20 mm
Sunrock Bourgogne Sand Griglia Dx/Sx 20x60 cm \pm 20 mm
Sunrock Bourgogne Sand Round 30x60 cm \pm 20 mm
Sunrock Bourgogne Sand Round Ang. Dx/Sx 30x60 cm \pm 20 mm



home *outdoor*



Trust Gold 45x90 cm ± 20 mm

atlas concorde



Trust Gold 60x60 cm ± 30 mm

atlas concorde

kisses of outdoor *sunshines*



Trust Silver 60x60 cm ± 20 mm

atlas concorde

kisses of outdoor *sunshines*



Trust Titanium 60x60 cm ± 20 mm



the city is
my town



Trust Titanium 60x60 cm ± 30 mm

For an installation with adhesives, the technical performance of Atlas Concorde's extra-thick products is a guarantee of safety and reliability even for floors subject to heavy traffic.

Nel caso di posa incollata, le prestazioni tecniche dei prodotti a spessore maggiorato Atlas Concorde rappresentano una garanzia di sicurezza e affidabilità anche per la realizzazione di pavimenti soggetti a forte traffico.

Bei der Verlegung mit Kleber garantieren die technischen Leistungen der Produkte mit größerer Stärke von Atlas Concorde Sicherheit und Zuverlässigkeit auch für durch starken Verkehr beanspruchte Bodenbeläge.

En el caso de la colocación encolada, las prestaciones técnicas de los productos más gruesos de Atlas Concorde son una garantía de seguridad y fiabilidad incluso para suelos sometidos a un tráfico intenso.

En cas de pose par encollage, les performances techniques des produits de grande épaisseur d'Atlas Concorde représentent une garantie de sécurité et de fiabilité, ceci également pour réaliser des sols soumis à un trafic intense.

В случае приклеивания к основанию плитки увеличенной толщины от Atlas Concorde гарантируют получение исключительных по эксплуатационным качествам покрытий, которые способны выдерживать даже интенсивные транспортные нагрузки.

country golf club



Trust Titanium 60x60 cm ± 20 mm

atlas concorde



atlas concorde

resort *courtyard*



Trust Gold 60x60 cm \pm 20 mm

style climbs *mountains*



Trust Silver 30x60 Grip



style climbs *mountains*



Trust Silver 30x60 cm ± 20 mm



time to
chill out



Block Bianco 60x60 cm \pm 20 mm

time to *chill out*



Block Bianco 60x60 cm \pm 20 mm



Block Bianco 60x60 cm \pm 20 mm
Block Grigio 60x60 cm \pm 20 mm

till the top
of style



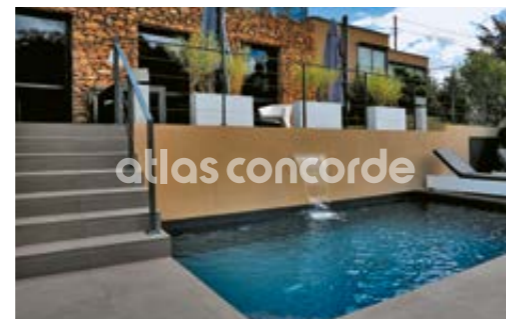
Block Grigio 30x60 cm Grip

concrete *look*

80 BOOST

84 EVOLVE

88 MARK



COLOURED BODY PORCELAIN TILES
GRES PORCELLANATO COLORATO IN MASSA
Grès cérame coloré dans la masse
Durchgefärbtes Feinsteinzeug
Gres porcelánico coloreado en masa
Керамический гранит окрашенный в массе



endless
emotions



Boost White 120x120 Grip cm
Boost White 120x120 cm
Boost White 120x120 cm \pm 20 mm
Boost White Round 33x120 cm \pm 20 mm
Boost White Round Angolare

CONCRETE LOOK

BOOST
range pag 180

endless *emotions*



atlas concorde



atlas concorde

your tale of
wonder



Evolve Suede Textured 30x60 cm
Evolve Suede Elemento L Textured 15x60 H. 4 cm


CONCRETE LOOK

EVOLVE range pag.186

stairway to *style*



Evolve Concrete Textured 60x60 cm



pool sweet *pool*



Mark Chrome 60x60 cm \pm 20 mm



poolside
vibrations



Mark Pearl 60x60 cm ± 20 mm

atlas concorde



atlas concorde

indoor & outdoor *harmonies*



Mark Chrome 60x60 cm \pm 20 mm



cultivate your
passions



Mark Chrome 60x60 cm \pm 20 mm



cultivate your *passions*




Mark Chrome 60x60 cm ± 20 mm



CONCRETE LOOK

MARK
range pag 188

dive into *dreams*



Mark Gypsum 60x60 cm \pm 20 mm



dive into *dreams*



CONCRETE LOOK

range pag 188

MARK

wood look

104 AXI

114 ETIC

118 ETIC PRO

130 EXENCE

132 NID



COLOURED BODY PORCELAIN TILES
GRES PORCELLANATO COLORATO IN MASSA
Grès cérame coloré dans la masse
Durchgefärbtes Feinsteinzeug
Gres porcelánico coloreado en masa
Керамический гранит окрашенный в массе



my style is
modern



Axi Grey Timber 60x60 cm ± 20 mm
Axi Silver Fir Textured 22.5x90 cm
Axi Silver Fir Elemento L Textured 22.5x90 H. 4 cm
Axi Grey Timber Griglia 15x60 cm ± 20 mm
Axi Grey Timber Griglia Dx/Sx 15x60 cm ± 20 mm
Axi Grey Timber Bordo Piscina 30x60 cm ± 20 mm
Axi Grey Timber Bordo Piscina Ang. Dx/Sx 30x60 cm ± 20 mm

WOOD LOOK


AXI range pag.194

my style is *modern*



The infinity edge pool with water at the same level of the floor is a solution with tremendous aesthetic impact, perfect for pools in commercial spaces such as hotels and wellness centres.

Il bordo a sfioro, con l'acqua allo stesso livello della pavimentazione, è una soluzione di alto impatto estetico, ideale per piscine in ambienti commerciali e contesti alberghieri e wellness.



Der Überlaufrand, mit einem Wasserstand auf dem gleichen Niveau des Bodens, ist eine Lösung mit hoher ästhetischer Wirkung, ideal für Schwimmbäder in kommerziellen Umgebungen sowie Hotel und Wellness-Bereiche.

Le bord déversant, avec l'eau au même niveau du sol, est une solution au fort impact esthétique, idéale pour des piscines dans des contextes commerciaux, hôteliers et de bien-être.

El borde desbordante, con el agua al mismo nivel de la pavimentación, es una solución de elevado impacto estético, ideal para piscinas en ambientes comerciales y contextos hoteleros y de bienestar.

Переливные бассейны, в которых вода находится на одном уровне с кромкой, выглядят очень эффектно и идеально подходят для коммерческих контекстов, отелей, велнес-центров.

garden is my *house*



Axi White Pine 60x60 cm ± 20 mm

In residential gardens, Atlas Concorde's extra-thick products laid dry on grass or gravel can be moved and relocated at will, to create different geometries and meet design, esthetic or landscape requirements.

In giardini residenziali i prodotti a spessore maggiorato di Atlas Concorde posati a secco su erba o ghiaia possono essere spostati e ricollocati a piacimento, per disegnare diverse geometrie e assecondare esigenze progettuali, estetiche o paesaggistiche.

In Wohnungsgärten können die im Trockenbau auf Gras oder Kies verlegten Produkte mit größerer Stärke von Atlas Concorde nach Belieben entfernt und neu positioniert werden, sei es aus planerischen, optischen oder landschaftsbaulichen Gründen oder einfach zur Umgestaltung.

En jardines residenciales, los productos con mayor espesor de Atlas Concorde colocados en seco sobre hierba o grava pueden moverse para volver a ser ubicados donde uno desee, diseñando diferentes geometrias y satisfaciendo las diversas necesidades de diseño, estéticas o paisajísticas.

Dans les jardins résidentiels, les produits de grande épaisseur d'Atlas Concorde posés à sec sur l'herbe ou le gravier peuvent être déplacés et replacés au gré, pour dessiner différentes géométries et seconder les exigences des projets, esthétiques ou paysagères.

В домашних садах плитки увеличенной толщины от Atlas Concorde, уложенные всухую на траву или гравий, можно переставлять по своему усмотрению для создания новых форм или адаптации покрытий к пейзажу.



sun deck on *a pool*



Axi Golden Oak 60x60 cm ± 20 mm
 Axi Golden Oak Griglia 15x60 cm ± 20 mm
 Axi Golden Oak Griglia Dx/Sx 15x60 cm ± 20 mm
 Axi Golden Oak Bordo Piscina 30x60 cm ± 20 mm
 Axi Golden Oak Bordo Piscina Ang. Dx/Sx 30x60 cm ± 20 mm

Pavements around the pool can be laid on gravel, raised or secured with adhesive. In pools with a skimmer system, the water level is about 15 cm below the edge of the pool. Used mainly in residential settings, skimmer pool edges can be made using special pieces from the range.

Le pavimentazioni esterne alla piscina sono realizzabili in posa su ghiaia, sopraelevata o incollata. Nelle piscine con sistema Skimmer il livello dell'acqua si trova circa 15 cm sotto il bordo della vasca. Utilizzato prevalentemente in contesti residenziali, il bordo piscina Skimmer può essere realizzato impiegando numerosi pezzi speciali presenti in gamma.

Die Außenböden um den Swimming-Pool können direkt auf Kies, als Doppelboden oder mit Kleber ausgeführt werden. Bei Swimming-Pools mit Skimmer-System befindet sich der Wasserspiegel circa 15 cm unter dem Beckenrand. Der überwiegend in Wohnanlagen eingesetzte Skimmer-Beckenrand lässt sich mit den zahlreichen verfügbaren Formstücken ausführen.

Los pavimentos exteriores de la piscina se pueden colocar sobre grava, sobreelevados o pegados. En las piscinas con sistema skimmer, el nivel del agua está a unos 15 cm por debajo del borde de la piscina. Utilizado principalmente en contextos residenciales, el borde de piscinas con skimmer se puede realizar utilizando numerosas piezas especiales de la gama.

Les dallages autour de la piscine peuvent être réalisés par une pose sur gravier, surélevée ou par collage. Dans les piscines dotées du système Skimmer, le niveau de l'eau se trouve à environ 15 cm au-dessous du bord du bassin. Utilisé principalement dans des contextes résidentiels, le bord de piscine Skimmer peut être réalisé en utilisant les nombreuses pièces spéciales présentes dans la gamme.

Покрyтия вокруг бассейна могут быть уложены на гравий, на специальные опоры или могут быть приклеены к основанию. В скиммерных бассейнах уровень воды находится примерно на 15 см ниже уровня борта. Такие бассейны чаще всего строятся в частных жилых контекстах, а для оформления их краев можно использовать многочисленные специальные элементы гаммы.



hotel *outdoor*



Axi Golden Oak 60x60 cm 20 mm

atlas concorde



atlas concorde

a pool with *a view*



Etic Rovere Bianco 22,5x90 cm
Etic Rovere Bianco Textured 22,5x90 cm
Etic Rovere Bianco Elemento L. Textured 22,5x90 H. 4 cm
Etic Noce 15x90 cm
Etic Noce Textured 22,5x90 cm

WOOD LOOK

ETIC range pag.198

a pool with *a view*



Etic Noce Textured 22,5x90 cm
Etic Noce 15x90 cm

WOOD LOOK

ETIC range pag.198

precious *dining*



Etic Pro Quercia Antique 30x120 cm \pm 20 mm
Etic Pro Quercia Antique Tatami 22,5x90 cm
Mark Chrome 75x150 cm
Mark Graphite 75x150 cm



above style
only sky



Etic Pro Rovere Venice 30x120 cm ± 20 mm

WOOD LOOK

range pag.200

ETIC PRO

academic outdoor *design*



atlas concorde

Etic Pro Venice Grip 22,5x90 cm
Etic Pro Venice 22,5x90 cm
Brave Pearl 45x90 cm - 30x60 cm



atlas concorde

WOOD LOOK

ETIC PRO range pag.200

facing the enchant
of beauty



Etic Pro Rovere Venice 30x120 cm ± 20 mm

WOOD LOOK

ETIC PRO range pag.200

facing the enchant *of beauty*



Etic Pro Rovere Venice 30x120 cm \pm 20 mm



WOOD LOOK

range pag.200

ETIC PRO

perspectives of *elegance*



Etic Pro Eucalpto Smoked 30x120 cm ± 20 mm



doors open to good
feelings



Exence Almond Grip 18,5x150 cm

WOOD LOOK

EXENCE range pag 204

where special
moments blossom



Nid Whisky 40x120 cm ± 20 mm

WOOD LOOK

NID range pag. 208

where special *moments blossom*

Nid Whisky 40x120 cm \approx 20 mm



The dry installation of slabs onto gravel is functional and eco-friendly as it does not require the use of adhesive and grout.

La posa a secco delle lastre su ghiaia è pratica ed ecologica, perché non necessita l'uso di collanti e stucchi cementizi.



Die trockene Verlegung der Platten auf Kies oder Schotter ist praktisch und umweltfreundlich, da weder Fliesenkleber noch Fugenmörtel verwendet werden müssen.

La pose à sec des dalles sur gravier est pratique et écologique parce qu'elle n'exige pas l'usage de colles ou de mortiers ciment.

La colocación en seco de las losas sobre grava es práctica y ecológica, porque no requiere el empleo de adhesivos y mástiques cementicios

Сухая укладка на гравий проста и экологична, так как не требует применения клеев и цементных затирок.

bring out your outdoor *nature*



Nid Cashmere 40x120 cm ± 20 mm
Nid Cashmere Round 33x120 cm ± 20 mm
Nid Cashmere Elemento L SP 33x120 cm ± 20 mm
Nid Cashmere Round Angolare Dx/Sx 33x120 cm ± 20 mm
Nid Cashmere Elemento L SP Angolare 33x33 cm ± 20 mm

atlas concorde




atlas concorde

marble *look*

140 MARVEL PRO



COLOURED BODY PORCELAIN TILES
GRES PORCELLANATO COLORATO IN MASSA
Grès cérame coloré dans la masse
Durchgefärbtes Feinsteinzeug
Gres porcelánico coloreado en masa
Керамический гранит окрашенный в массе



MARBLE LOOK

en plein air
elegance



Marvel Pro Statuario Select 60x60 cm ± 20 mm



en plein air *elegance*



Marvel Pro Statuario Select 60x60 cm ± 20 mm






MARBLE LOOK

range pag 210

MARVEL PRO

the collections

every where solutions



COLOURED BODY PORCELAIN TILES
GRES PORCELLANATO COLORATO IN MASSA
 Grès cérame colorédans la masse
 Durchgefärbtes Feinsteinzeug
 Gres porcelánico coloreado en masa
 Керамический гранит окрашенный в массе

Rectified monocaliber . Rettificato monocalibro . Rectifié monocalibre . Rektifiziert Monokalibriert . Rectificado monocalibre . Одном калибре

The complete and versatile range of products in high thickness porcelain stoneware to design the outdoor living of your home and public spaces.

La gamma completa e versatile di prodotti in gres porcellanato ad alto spessore per progettare l'outdoor living della casa e degli spazi pubblici.

Ein vollständiges und vielseitiges Produktsortiment in feinsteinzeug in einer größeren Stärke zur Gestaltung von Outdoor Living zuhause und in öffentlichen Räumen.

Une gamme complète et éclectique de produits en grès cérame à large épaisseur pour concevoir les externes de la maison et des espaces publics.

La gama completa y versátil de productos de gres porcelánico de alto espesor para diseñar los exteriores de la casa y de los espacios públicos.

Полная и функциональная гамма керамогранитных изделий повышенной толщины для проектирования домашних и общественных наружных пространств.

BRAVE


COLOURED BODY PORCELAIN TILES · GRES PORCELLANATO COLORATO IN MASSA
Grès cérame coloré dans la masse · Durchgefärbtes Feinsteinzeug
Gres porcelánico coloreado en masa · Керамический гранит окрашенный в массе




image gallery pag 14

OUTDOOR PAVING / PAVIMENTI DA ESTERNO ± 20 mm


Sols d'extérieur · Bodenbeläge für Außenbereiche · Pavimentos para exteriores · Уличная плитка




120x120 cm 47¹/₄"x47¹/₄"
Brave Grey
Brave Coke



60x120 cm 23⁵/₈"x47¹/₄"
Brave Gypsum
Brave Pearl
Brave Grey
Brave Earth
Brave Coke



45x90 cm 17³/₄"x35³/₈"
Brave Gypsum
Brave Pearl
Brave Grey
Brave Earth
Brave Coke



60x60 cm 23⁵/₈"x23⁵/₈"
Brave Gypsum
Brave Pearl
Brave Grey
Brave Earth
Brave Coke



30x60 cm 11³/₄"x23⁵/₈"
Brave Gypsum
Brave Pearl
Brave Grey
Brave Earth
Brave Coke




Gypsum
Brave



Pearl
Brave



Grey
Brave



Earth
Brave



Coke
Brave

BRAVE

COLOURED BODY PORCELAIN TILES . GRES PORCELLANATO COLORATO IN MASSA
Grès cérame colorédans la masse . Durchgefärbtes Feinsteinzeug
Gres porcelánico coloreado en masa . Керамический гранит окрашенный в массе



image gallery pag 14

GRIP SURFACE / SUPERFICIE GRIP ± 9 mm

Surface grip . Grip oberfläche . Superficie Grip . Grip поверхность



30x60 cm 11³/₄"x23⁵/₈"

- Brave Gypsum
- Brave Pearl
- Brave Grey
- Brave Earth
- Brave Coke

DECOR RANGE

COLOURED BODY PORCELAIN TILES . GRES PORCELLANATO COLORATO IN MASSA
Grès cérame colorédans la masse . Durchgefärbtes Feinsteinzeug
Gres porcelánico coloreado en masa . Керамический гранит окрашенный в массе



Listello 8x60 cm 3¹/₈"x23⁵/₈"

- Brave Gypsum
- Brave Pearl
- Brave Grey
- Brave Earth
- Brave Coke

Rectified monocaliber . Rettificato monocalibro . Rectifié monocalibre . Rektifiziert Monokalibriert . Rectificado monocalibre . Одном калибре




Gypsum
Brave



Pearl
Brave



Grey
Brave



Earth
Brave



Coke
Brave

ECHO


COLOURED BODY PORCELAIN TILES · GRES PORCELLANATO COLORATO IN MASSA
Grès cérame colorédans la masse · Durchgefärbtes Feinsteinzeug
Gres porcelánico coloreado en masa · Керамический гранит окрашенный в массу



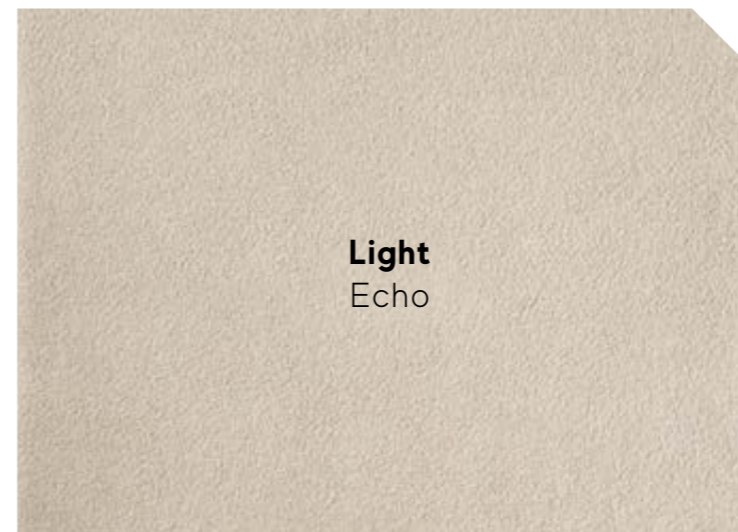
image gallery pag 26

OUTDOOR PAVING / PAVIMENTI DA ESTERNO ± 20 mm

Sols d'extérieur · Bodenbeläge für Außenbereiche · Pavimentos para exteriores · Уличная плитка



90x90 cm 35³/₈" x 35³/₈"
Echo Light
Echo Mid
Echo Grey



Light
Echo



Mid
Echo



Grey
Echo

KLIF

COLOURED BODY PORCELAIN TILES · GRES PORCELLANATO COLORATO IN MASSA
Grès cérame coloré dans la masse · Durchgefärbtes Feinsteinzeug
Gres porcelánico coloreado en masa · Керамический гранит окрашенный в массе




V2
SLIGHT
VARIATION

image gallery pag 28

OUTDOOR PAVING / PAVIMENTI DA ESTERNO ± 20 mm

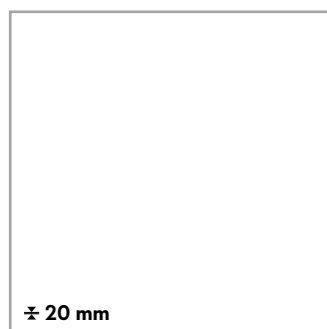
Sols d'extérieur · Bodenbeläge für Außenbereiche · Pavimentos para exteriores · Уличная плитка



90x90 cm 35³/₈" x 35³/₈"
Klif Silver
Klif Grey
Klif Dark



45x90 cm 17³/₄" x 35³/₈"
Klif Silver
Klif Grey
Klif Dark



60x60 cm 23⁵/₈" x 23⁵/₈"
Klif Silver
Klif Grey
Klif Dark



Silver
Klif



Grey
Klif



Dark
Klif

KLIF

COLOURED BODY PORCELAIN TILES · GRES PORCELLANATO COLORATO IN MASSA
Grès cérame colorédans la masse · Durchgefärbtes Feinsteinzeug
Gres porcelánico coloreado en masa · Керамический гранит окрашенный в массе



image gallery pag 28

GRIP SURFACE / SUPERFICIE GRIP ± 9,5 mm

Surface grip · Grip oberfläche · Superficie Grip · Grip поверхность

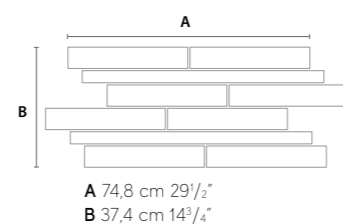


37,5x75 cm 14³/₄"x29¹/₂"
Klif White
Klif Silver
Klif Grey
Klif Dark



DECOR RANGE

COLOURED BODY PORCELAIN TILES · GRES PORCELLANATO COLORATO IN MASSA
Grès cérame colorédans la masse · Durchgefärbtes Feinsteinzeug
Gres porcelánico coloreado en masa · Керамический гранит окрашенный в массе



Brick 37,5x75 cm 14³/₄"x29¹/₂"
Klif White
Klif Silver
Klif Grey
Klif Dark

stone look

KONE

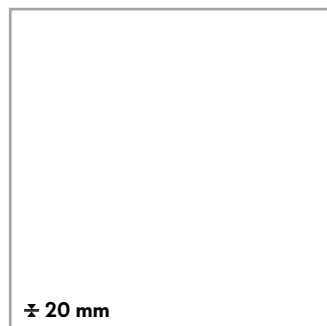
COLOURED BODY PORCELAIN TILES · GRES PORCELLANATO COLORATO IN MASSA
Grès cérame colorédans la masse · Durchgefärbtes Feinsteinzeug
Gres porcelánico coloreado en masa · Керамический гранит окрашенный в массе




image gallery pag 32

OUTDOOR PAVING / PAVIMENTI DA ESTERNO ± 20 mm

Sols d'extérieur · Bodenbeläge für Außenbereiche · Pavimentos para exteriores · Уличная плитка




60x60 cm 23⁵/₈" x 23⁵/₈"
Kone Beige
Kone Pearl
Kone Grey



45x90 cm 17³/₄" x 35³/₈"
Kone Beige
Kone Pearl
Kone Grey



Beige
Kone



Pearl
Kone



Grey
Kone

KONE

COLOURED BODY PORCELAIN TILES . GRES PORCELLANATO COLORATO IN MASSA
Grès cérame colorédans la masse . Durchgefärbtes Feinsteinzeug
Gres porcelánico coloreado en masa . Керамический гранит окрашенный в массе



image gallery pag 32

GRIP SURFACE / SUPERFICIE GRIP ± 9 mm

Surface grip . Grip oberfläche . Superficie Grip . Grip поверхность



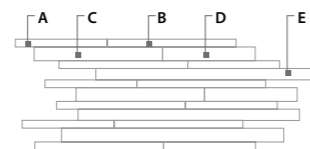
30x60 cm 11³/₄"x23⁵/₈"
Kone Beige
Kone Pearl
Kone Silver
Kone Grey

DECOR RANGE

COLOURED BODY PORCELAIN TILES . GRES PORCELLANATO COLORATO IN MASSA
Grès cérame colorédans la masse . Durchgefärbtes Feinsteinzeug
Gres porcelánico coloreado en masa . Керамический гранит окрашенный в массе



Brick 30x60 cm 11³/₄"x23⁵/₈"
Kone White
Kone Beige
Kone Silver
Kone Pearl
Kone Grey




A 2,1x24,8 cm 3/4"x9³/₄"
B 2,1x34,5 cm 3/4"x13⁵/₈"
C 3,3x34,5 cm 13/4"x13⁵/₈"
D 3,3x24,8 cm 13/4"x13⁵/₈"
E 2,5x60 cm 1"x23⁵/₈"



Industrial 3D 31,5x45 cm 12³/₈"x17³/₄"
Kone Warm
Kone Cold



Chevron 11,5x67 cm 4¹/₂"x26³/₈"
Kone White
Kone Beige
Kone Silver
Kone Pearl
Kone Grey



A 11,5 cm 4¹/₂"
B 73,6 cm 29"
C 67 cm 26³/₈"



Listello 8x60 cm 3¹/₈"x23⁵/₈"
Kone White
Kone Beige
Kone Silver
Kone Pearl
Kone Grey



Beige
Kone



Pearl
Kone



Silver
Kone



Grey
Kone

stone look

MARVEL STONE


COLOURED BODY PORCELAIN TILES · GRES PORCELLANATO COLORATO IN MASSA
Grès cérame colorédans la masse · Durchgefärbtes Feinsteinzeug
Gres porcelánico coloreado en masa · Керамический гранит окрашенный в массе



image gallery pag 36

OUTDOOR PAVING / PAVIMENTI DA ESTERNO ± 20 mm

Sols d'extérieur · Bodenbeläge für Außenbereiche · Pavimentos para exteriores · Уличная плитка



± 20 mm

60x120 cm 23⁵/₈" x 47¹/₄"
Marvel Stone Desert Beige
Marvel Stone Clauzetto White
Marvel Stone Cardoso Elegant
Marvel Stone Basaltina Volcano



Desert Beige
Marvel Stone



Clauzetto White
Marvel Stone



Cardoso Elegant
Marvel Stone



Basaltina Volcano
Marvel Stone

stone look

MARVEL STONE

COLOURED BODY PORCELAIN TILES · GRES PORCELLANATO COLORATO IN MASSA
Grès cérame coloré dans la masse · Durchgefärbtes Feinsteinzeug
Gres porcelánico coloreado en masa · Керамический гранит окрашенный в массе



V2
SLIGHT
VARIATION

image gallery pag 36

TEXTURED SURFACE / SUPERFICIE STRUTTURATA ± 9 mm


Surface structuré · Strukturiert oberfläche · Superficie estructurado · Структурная поверхность



30x60 cm 11³/₄" x 23⁵/₈"
Marvel Stone Desert Beige
Marvel Stone Clauzetto White
Marvel Stone Cardoso Elegant
Marvel Stone Basaltina Volcano

DECOR RANGE

COLOURED BODY PORCELAIN TILES · GRES PORCELLANATO COLORATO IN MASSA
Grès cérame coloré dans la masse · Durchgefärbtes Feinsteinzeug
Gres porcelánico coloreado en masa · Керамический гранит окрашенный в массе



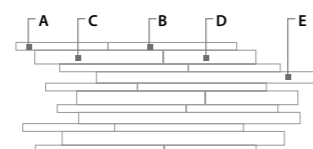
Mosaico Bacchetta 30x30 cm 11³/₄" x 11³/₄"
Marvel Stone Desert Beige Mosaico Bacchetta
Marvel Stone Clauzetto White Mosaico Bacchetta
Marvel Stone Cardoso Elegant Mosaico Bacchetta
Marvel Stone Basaltina Volcano Mosaico Bacchetta



Brick 30x60 cm 11³/₄" x 23⁵/₈"
Marvel Stone Desert Beige Brick
Marvel Stone Clauzetto White Brick
Marvel Stone Cardoso Elegant Brick
Marvel Stone Basaltina Volcano Brick



1x1,5 cm
3/8" x 2/8"



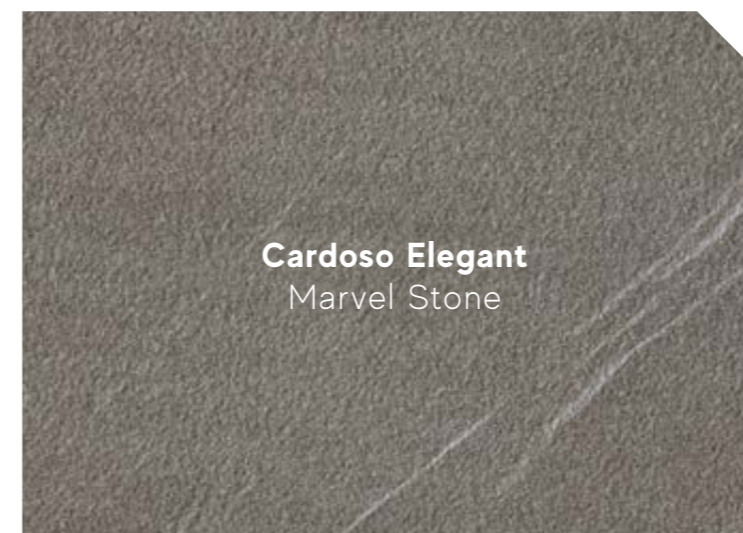
A 2,1x24,8 cm 3/4" x 9 3/4"
B 2,1x34,5 cm 3/4" x 13 5/8"
C 3,3x34,5 cm 1 3/4" x 13 5/8"
D 3,3x24,8 cm 1 3/4" x 13 5/8"
E 2,5x60 cm 1" x 23 5/8"



Desert Beige
Marvel Stone



Clauzetto White
Marvel Stone



Cardoso Elegant
Marvel Stone



Basaltina Volcano
Marvel Stone

Rectified monocaliber · Rettificato monocalibro · Rectifié monocalibre · Rektifiziert Monokalibriert · Rectificado monocalibre · Одном калибре

stone look

SEASTONE

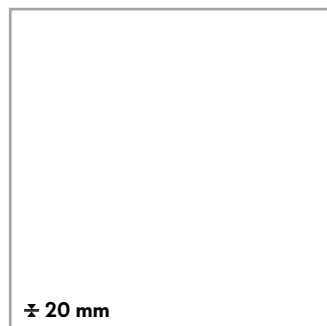
COLOURED BODY PORCELAIN TILES · GRES PORCELLANATO COLORATO IN MASSA
Grès cérame coloré dans la masse · Durchgefärbtes Feinsteinzeug
Gres porcelánico coloreado en masa · Керамический гранит окрашенный в массе



image gallery pag 42

OUTDOOR PAVING / PAVIMENTI DA ESTERNO ± 20 mm

Sols d'extérieur · Bodenbeläge für Außenbereiche · Pavimentos para exteriores · Уличная плитка



60x60 cm 23⁵/₈" x 23⁵/₈"
Seastone Greige
Seastone Gray
Seastone Black



Greige
Seastone



Gray
Seastone



Black
Seastone

SEASTONE

COLOURED BODY PORCELAIN TILES · GRES PORCELLANATO COLORATO IN MASSA
 Grès cérame coloré dans la masse · Durchgefärbtes Feinsteinzeug
 Gres porcelánico coloreado en masa · Керамический гранит окрашенный в массе




V2
SLIGHT
VARIATION

image gallery pag 42

TEXTURED SURFACE / SUPERFICIE STRUTTURATA ± 9 mm

Surface structuré · Strukturiert oberfläche · Superficie estructurado · Структурная поверхность




60x60 cm 23⁵/₈" x 23⁵/₈"
 Seastone White
 Seastone Sand
 Seastone Greige
 Seastone Gray
 Seastone Black



30x60 cm 11³/₄" x 23⁵/₈"
 Seastone White
 Seastone Sand
 Seastone Greige
 Seastone Gray
 Seastone Black

DECOR RANGE

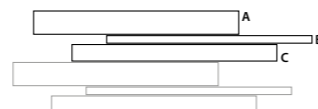
COLOURED BODY PORCELAIN TILES · GRES PORCELLANATO COLORATO IN MASSA
 Grès cérame coloré dans la masse · Durchgefärbtes Feinsteinzeug
 Gres porcelánico coloreado en masa · Керамический гранит окрашенный в массе



Mosaico Linea Mix2 30x60 cm 11³/₄" x 23⁵/₈"
 Seastone White
 Seastone Sand
 Seastone Greige
 Seastone Gray
 Seastone Black



Brick 30x60 cm 11³/₄" x 23⁵/₈"
 Seastone White
 Seastone Sand
 Seastone Greige
 Seastone Gray
 Seastone Black



A 4,7x59,5 cm 1⁷/₈" x 1¹⁵/₈"
B 2,5x59,5 cm 1" x 2³/₈"
C 7,1x59,5 cm 2³/₄" x 23⁵/₈"

Rectified monocaliber · Rettificato monocalibro · Rectifié monocalibre · Rektifiziert Monokalibriert · Rectificado monocalibre · Одном калибре



White
Seastone



Sand
Seastone



Greige
Seastone



Gray
Seastone



Black
Seastone

stone look

SUNROCK

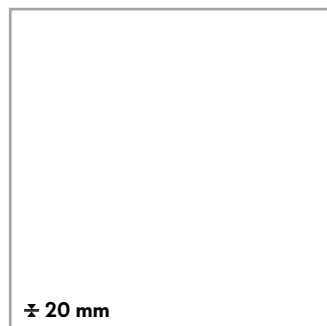
COLOURED BODY PORCELAIN TILES · GRES PORCELLANATO COLORATO IN MASSA
Grès cérame coloré dans la masse · Durchgefärbtes Feinsteinzeug
Gres porcelánico coloreado en masa · Керамический гранит окрашенный в массе



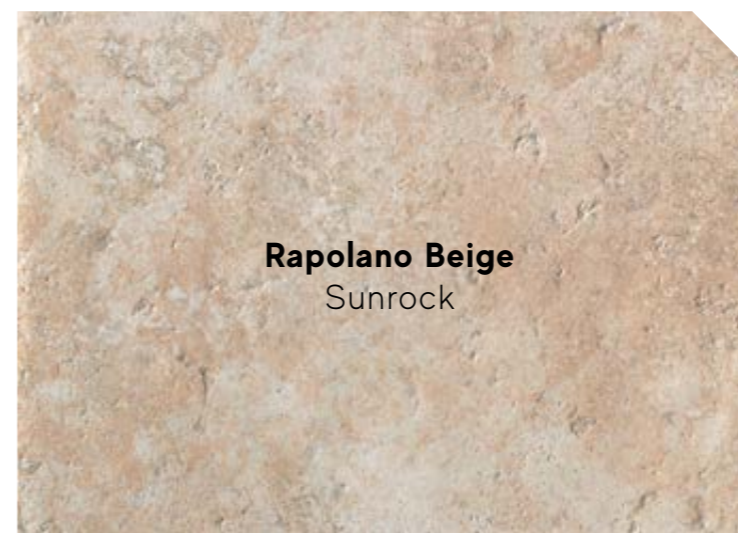
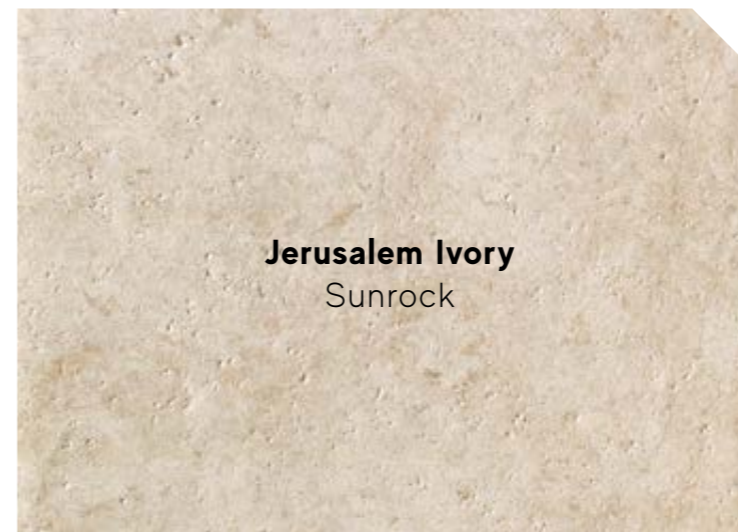
image gallery pag 50

OUTDOOR PAVING / PAVIMENTI DA ESTERNO ± 20 mm

Sols d'extérieur · Bodenbeläge für Außenbereiche · Pavimentos para exteriores · Уличная плитка



60x60 cm 23⁵/₈" x 23⁵/₈"
Sunrock Jerusalem Ivory
Sunrock Bourgogne Sand
Sunrock Rapolano Beige



TRUST


COLOURED BODY PORCELAIN TILES · GRES PORCELLANATO COLORATO IN MASSA
Grès cérame coloré dans la masse · Durchgefärbtes Feinsteinzeug
Gres porcelánico coloreado en masa · Керамический гранит окрашенный в массе



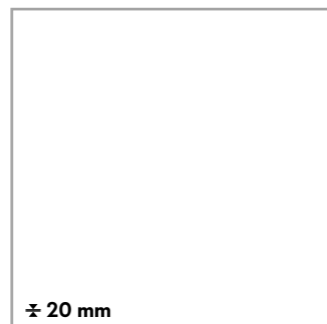
image gallery pag 54

OUTDOOR PAVING / PAVIMENTI DA ESTERNO ± 20 mm / ± 30 mm


Sols d'extérieur · Bodenbeläge für Außenbereiche · Pavimentos para exteriores · Уличная плитка



120x120 cm 47¹/₄"x47¹/₄"
Trust Gold
Trust Silver




60x60 cm 23⁵/₈"x23⁵/₈"
Trust Ivory
Trust Gold
Trust Silver
Trust Titanium



60x60 cm 23⁵/₈"x23⁵/₈"
Trust Gold
Trust Silver
Trust Titanium




45x90 cm 17³/₄"x35³/₈"
Trust Ivory
Trust Gold
Trust Silver
Trust Titanium



60x120 cm 23⁵/₈"x47¹/₄"
Trust Ivory
Trust Gold
Trust Silver
Trust Titanium



30x60 cm 11³/₄"x23⁵/₈"
Trust Ivory
Trust Gold
Trust Silver
Trust Titanium



Ivory
Trust



Silver
Trust



Gold
Trust



Titanium
Trust

TRUST

COLOURED BODY PORCELAIN TILES . GRES PORCELLANATO COLORATO IN MASSA
Grès cérame coloré dans la masse . Durchgefärbtes Feinsteinzeug
Gres porcelánico coloreado en masa . Керамический гранит окрашенный в массе



image gallery pag 54

GRIP SURFACE / SUPERFICIE GRIP ± 9 mm

Surface grip . Grip oberfläche . Superficie Grip . Grip поверхность



30x60 cm 11³/₄"x23⁵/₈"

- Trust Moon
- Trust Ivory
- Trust Gold
- Trust Copper
- Trust Silver
- Trust Titanium

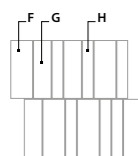
DECOR RANGE

COLOURED BODY PORCELAIN TILES . GRES PORCELLANATO COLORATO IN MASSA
Grès cérame coloré dans la masse . Durchgefärbtes Feinsteinzeug
Gres porcelánico coloreado en masa . Керамический гранит окрашенный в массе



Mosaico 30x30 cm 11³/₄"x11³/₄"

- Trust Moon
- Trust Ivory
- Trust Gold
- Trust Silver
- Trust Copper
- Trust Titanium

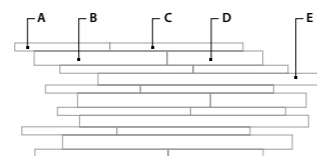


- F 5,6x14,7 cm 2¹/₄"x5³/₄"
- G 4,5x14,7 cm 1³/₄"x5³/₄"
- H 2,8x14,7 cm 1¹/₈"x5³/₄"



Brick 30x60 cm 11³/₄"x23⁵/₈"

- Trust Moon
- Trust Ivory
- Trust Gold
- Trust Silver
- Trust Copper
- Trust Titanium




- A 2,1x24,8 cm 3/₄"x9³/₄"
- B 2,1x34,5 cm 3/₄"x13⁵/₈"
- C 3,3x34,5 cm 1³/₄"x13⁵/₈"
- D 3,3x24,8 cm 1³/₄"x9³/₄"
- E 2,5x60 cm 1"x23⁵/₈"

Rectified monocaliber . Rettificato monocalibro . Rectifié monocalibre . Rektifiziert Monokalibriert . Rectificado monocalibre . Одном калибре



Moon Trust




Ivory Trust




Gold Trust



Silver Trust



Copper Trust



Titanium Trust

stone look

BLOCK

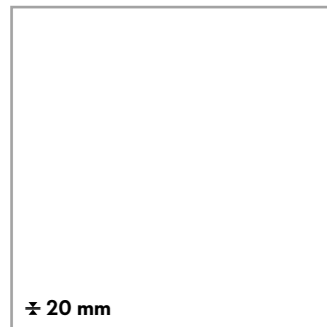
COLOURED BODY PORCELAIN TILES · GRES PORCELLANATO COLORATO IN MASSA
Grès cérame coloré dans la masse · Durchgefärbtes Feinsteinzeug
Gres porcelánico coloreado en masa · Керамический гранит окрашенный в массе




image gallery pag 72

OUTDOOR PAVING / PAVIMENTI DA ESTERNO ± 20 mm

Sols d'extérieur · Bodenbeläge für Außenbereiche · Pavimentos para exteriores · Уличная плитка



60x60 cm 23⁵/₈" x 23⁵/₈"
Block Bianco
Block Beige
Block Grigio



45x90 cm 17³/₄" x 35³/₈"
Block Bianco
Block Beige
Block Grigio



Bianco
Block



Beige
Block



Grigio
Block

stone look

BLOCK

COLOURED BODY PORCELAIN TILES . GRES PORCELLANATO COLORATO IN MASSA
Grès cérame colorédans la masse . Durchgefärbtes Feinsteinzeug
Gres porcelánico coloreado en masa . Керамический гранит окрашенный в массе




image gallery pag 72

TEXTURED SURFACE / SUPERFICIE STRUTTURATA ± 9 mm / ± 8,6 mm

Surface structuré . Strukturiert oberfläche . Superficie estructurado . Структурная поверхность



30x60 cm 11³/₄"x23⁵/₈"
Block Bianco
Block Beige
Block Grigio
Block Fumo



30x30 cm 11³/₄"x11³/₄"
Block Bianco
Block Beige
Block Grigio
Block Fumo



15x30 cm 5⁷/₈"x11³/₄"
Block Bianco
Block Beige
Block Grigio
Block Fumo



DECOR RANGE

COLOURED BODY PORCELAIN TILES . GRES PORCELLANATO COLORATO IN MASSA
Grès cérame colorédans la masse . Durchgefärbtes Feinsteinzeug
Gres porcelánico coloreado en masa . Керамический гранит окрашенный в массе



Brick 29,5x60 cm 11⁵/₈"x23⁵/₈"
Block Bianco Brick
Block Beige Brick
Block Grigio Brick
Block Fumo Brick

Rectified monocaliber . Rettificato monocalibro . Rectifié monocalibre . Rektifiziert Monokalibriert . Rectificado monocalibre . Одном калибре

concrete look

ARKSHADE

COLOURED BODY PORCELAIN TILES . GRES PORCELLANATO COLORATO IN MASSA
Grès cérame colorédans la masse . Durchgefärbtes Feinsteinzeug
Gres porcelánico coloreado en masa . Керамический гранит окрашенный в массе



GRIP SURFACE / SUPERFICIE GRIP ± 9 mm

Surface grip . Grip oberfläche . Superficie Grip . Grip поверхность



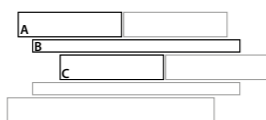
30x60 cm 11³/₄"x23⁵/₈"
Arkshade White
Arkshade Lead
Arkshade Grey
Arkshade Clay
Arkshade Dove

DECOR RANGE

COLOURED BODY PORCELAIN TILES . GRES PORCELLANATO COLORATO IN MASSA
Grès cérame colorédans la masse . Durchgefärbtes Feinsteinzeug
Gres porcelánico coloreado en masa . Керамический гранит окрашенный в массе



Brick 30x60 cm 11³/₄"x23⁵/₈"
Arkshade White
Arkshade Lead
Arkshade Grey
Arkshade Clay
Arkshade Dove



A 7,1x29,6 cm 2³/₄"x11⁵/₈"
B 3,6x59,5 cm 1³/₈"x23³/₈"
C 7,1x59,5 cm 2³/₄"x23³/₈"

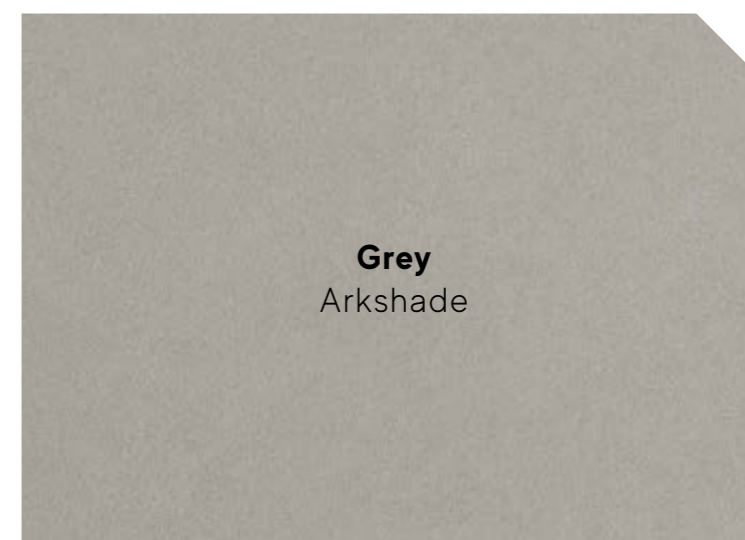


Listello 8x60 cm 3¹/₈"x23⁵/₈"
Arkshade White
Arkshade Lead
Arkshade Grey
Arkshade Clay
Arkshade Dove


Rectified monocaliber . Rettificato monocalibro . Rectifié monocalibre . Rektifiziert Monokalibriert . Rectificado monocalibre . Одном калибре



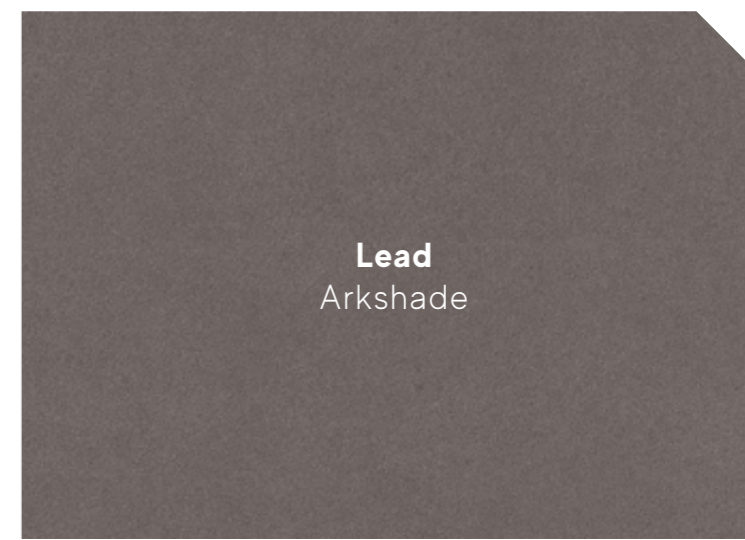
White
Arkshade



Grey
Arkshade



Clay
Arkshade



Lead
Arkshade



Dove
Arkshade

BOOST


COLOURED BODY PORCELAIN TILES · GRES PORCELLANATO COLORATO IN MASSA
Grès cérame colorédans la masse · Durchgefärbtes Feinsteinzeug
Gres porcelánico coloreado en masa · Керамический гранит окрашенный в массу




image gallery pag 80

OUTDOOR PAVING / PAVIMENTI DA ESTERNO ± 20 mm


Sols d'extérieur · Bodenbeläge für Außenbereiche · Pavimentos para exteriores · Уличная плитка



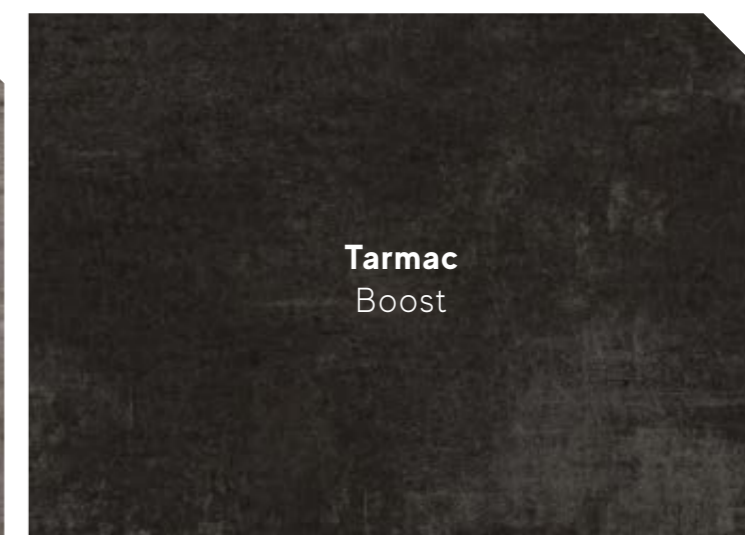
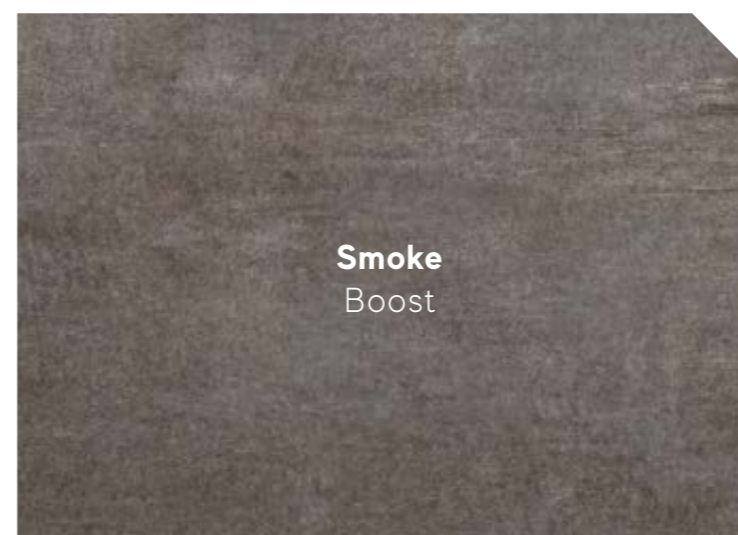
120x120 cm 47¹/₄"x47¹/₄"
Boost White
Boost Grey
Boost Smoke
Boost Tarmac



60x120 cm 23⁵/₈"x47¹/₄"
Boost White
Boost Grey
Boost Smoke
Boost Tarmac



90x90 cm 35³/₈"x35³/₈"
Trust Ivory
Trust Gold
Trust Silver
Trust Titanium



BOOST


COLOURED BODY PORCELAIN TILES · GRES PORCELLANATO COLORATO IN MASSA
Grès cérame coloré dans la masse · Durchgefärbtes Feinsteinzeug
Gres porcelánico coloreado en masa · Керамический гранит окрашенный в массу



image gallery pag 80

GRIP SURFACE / SUPERFICIE GRIP ∇ 9 mm

Surface grip · Grip oberfläche · Superficie Grip · Grip поверхность



120x120 cm 47 1/4" x 47 1/4"
Boost White
Boost Pearl
Boost Grey
Boost Smoke
Boost Tarmac




DWELL

COLOURED BODY PORCELAIN TILES · GRES PORCELLANATO COLORATO IN MASSA
Grès cérame coloré dans la masse · Durchgefärbtes Feinsteinzeug
Gres porcelánico coloreado en masa · Керамический гранит окрашенный в массе



OUTDOOR PAVING / PAVIMENTI DA ESTERNO ± 20 mm

Sols d'extérieur · Bodenbeläge für Außenbereiche · Pavimentos para exteriores · Уличная плитка



± 20 mm

90x90 cm 35³/₈"x35³/₈"
Dwell Off White
Dwell Off Pearl
Dwell Off Gray
Dwell Off Smoke



Off White
Dwell



Pearl
Dwell



Gray
Dwell



Smoke
Dwell

DECOR RANGE

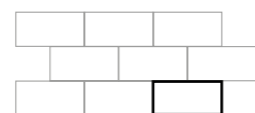
COLOURED BODY PORCELAIN TILES · GRES PORCELLANATO COLORATO IN MASSA
Grès cérame coloré dans la masse · Durchgefärbtes Feinsteinzeug
Gres porcelánico coloreado en masa · Керамический гранит окрашенный в массе



Listello 8x60 cm 3¹/₈"x23⁵/₈"
Dwell Off White
Dwell Off Pearl
Dwell Off Gray
Dwell Off Smoke



Brick Lappato 21,7x43,6 cm 8¹/₂"x17¹/₈"
Dwell Off White
Dwell Off Pearl
Dwell Off Gray
Dwell Off Smoke



14,4x7,1 cm
5³/₄"x2³/₄"

concrete look

EVOLVE

COLOURED BODY PORCELAIN TILES · GRES PORCELLANATO COLORATO IN MASSA
Grès cérame coloré dans la masse · Durchgefärbtes Feinsteinzeug
Gres porcelánico coloreado en masa · Керамический гранит окрашенный в массе

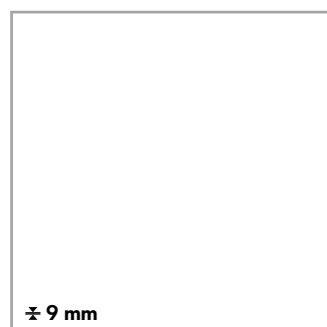


V2
SLIGHT
VARIATION

image gallery pag 84

TEXTURED SURFACE / SUPERFICIE STRUTTURATA ± 9 mm

Surface structuré · Strukturiert oberfläche · Superficie estructurado · Структурная поверхность



60x60 cm 23⁵/₈" x 23⁵/₈"
Evolve White
Evolve Ice
Evolve Concrete
Evolve Silver
Evolve Iron
Evolve Suede
Evolve Moka
Evolve Night



30x60 cm 11³/₄" x 23⁵/₈"
Evolve White
Evolve Ice
Evolve Concrete
Evolve Silver
Evolve Iron
Evolve Suede
Evolve Moka
Evolve Night

DECOR RANGE

COLOURED BODY PORCELAIN TILES · GRES PORCELLANATO COLORATO IN MASSA
Grès cérame coloré dans la masse · Durchgefärbtes Feinsteinzeug
Gres porcelánico coloreado en masa · Керамический гранит окрашенный в массе



Brick 30x60 cm 11³/₄" x 23⁵/₈"
Evolve White
Evolve Ice
Evolve Concrete
Evolve Silver
Evolve Iron
Evolve Suede
Evolve Moka
Evolve Night

Rectified monocaliber · Rettificato monocalibro · Rectifié monocalibre · Rektifiziert Monokalibriert · Rectificado monocalibre · Одном калибре



White
Evolve



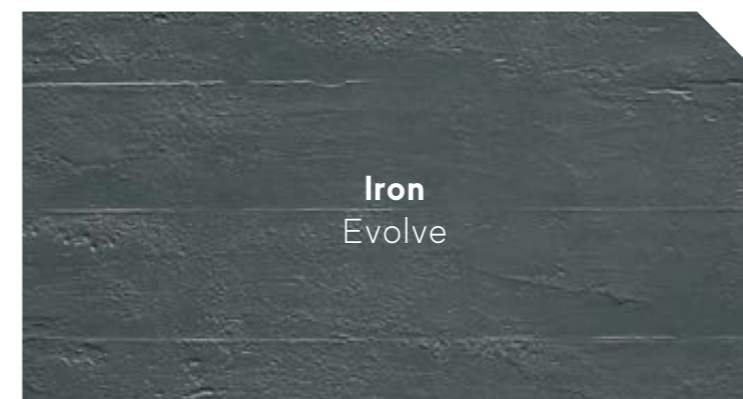
Ice
Evolve



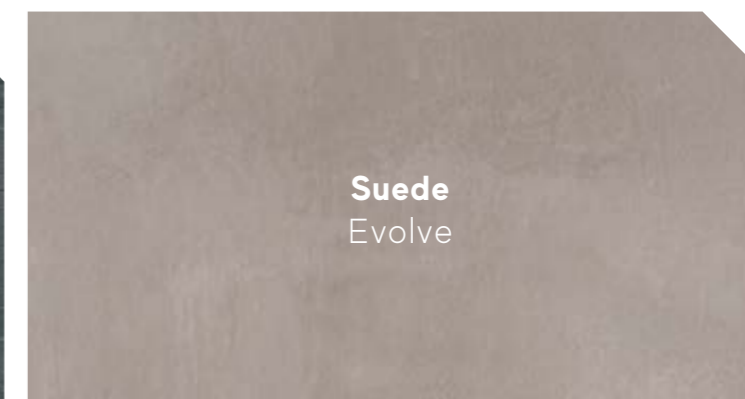
Concrete
Evolve



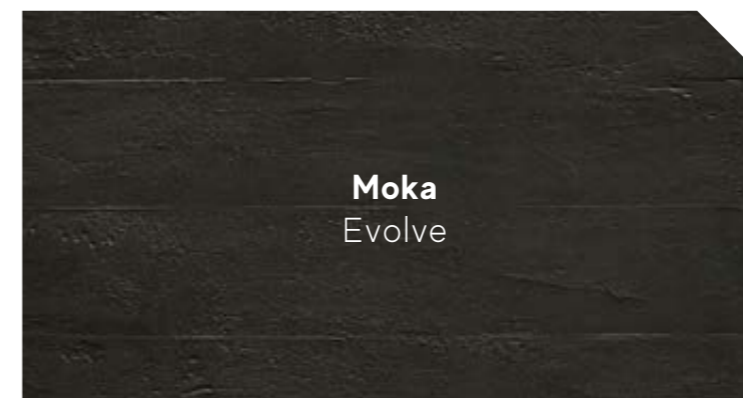
Silver
Evolve



Iron
Evolve



Suede
Evolve



Moka
Evolve



Night
Evolve

MARK

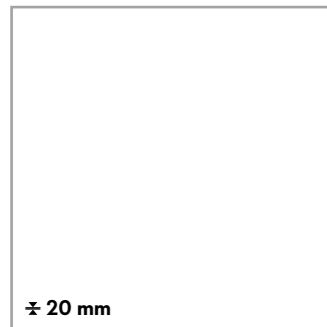
COLOURED BODY PORCELAIN TILES · GRES PORCELLANATO COLORATO IN MASSA
Grès cérame colorédans la masse · Durchgefärbtes Feinsteinzeug
Gres porcelánico coloreado en masa · Керамический гранит окрашенный в массе




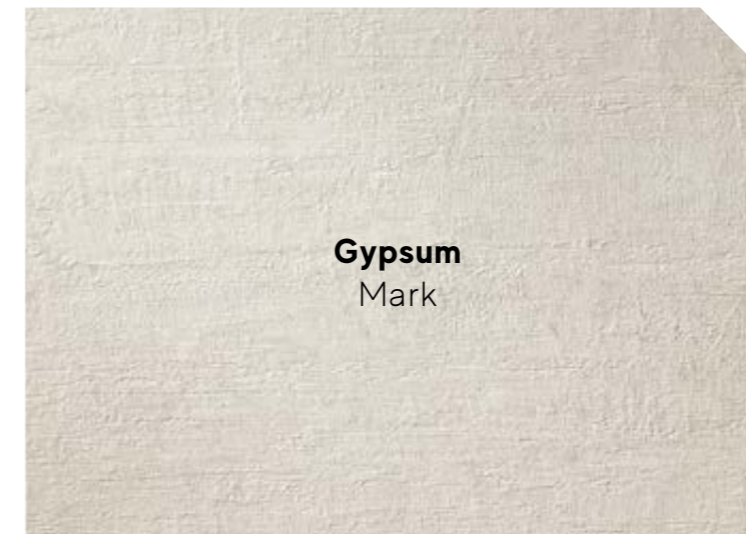
image gallery pag 88

OUTDOOR PAVING / PAVIMENTI DA ESTERNO ± 20 mm

Sols d'extérieur · Bodenbeläge für Außenbereiche · Pavimentos para exteriores · Уличная плитка



60x60 cm 23⁵/₈" x 23⁵/₈"
Mark Gypsum
Mark Pearl
Mark Chrome



MARK


COLOURED BODY PORCELAIN TILES . GRES PORCELLANATO COLORATO IN MASSA
Grès cérame colorédans la masse . Durchgefärbtes Feinsteinzeug
Gres porcelánico coloreado en masa . Керамический гранит окрашенный в массе



image gallery pag 88

TEXTURED SURFACE / SUPERFICIE STRUTTURATA ± 9 mm

Surface structuré . Strukturiert oberfläche . Superficie estructurado . Структурная поверхность



60x60 cm 23⁵/₈" x 23⁵/₈"
Mark Gypsum
Mark Pearl
Mark Chrome
Mark Graphite
Mark Clay
Mark Tobacco



30x60 cm 11³/₄" x 23⁵/₈"
Mark Gypsum
Mark Pearl
Mark Chrome
Mark Graphite
Mark Clay
Mark Tobacco

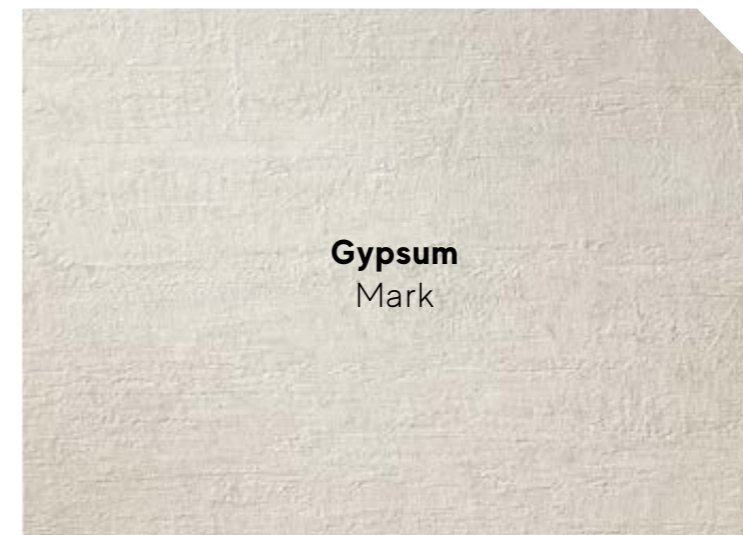
DECOR RANGE

COLOURED BODY PORCELAIN TILES . GRES PORCELLANATO COLORATO IN MASSA
Grès cérame colorédans la masse . Durchgefärbtes Feinsteinzeug
Gres porcelánico coloreado en masa . Керамический гранит окрашенный в массе




Brick 30x60 cm 11³/₄" x 23⁵/₈"
Mark Gypsum
Mark Pearl
Mark Chrome
Mark Graphite
Mark Clay
Mark Tobacco

Rectified monocaliber . Rettificato monocalibro . Rectifié monocalibre . Rektifiziert Monokalibriert . Rectificado monocalibre . Одном калибре



Gypsum
Mark



Pearl
Mark



Chrome
Mark



Graphite
Mark



Clay
Mark



Tobacco
Mark

wood look

ARBOR

COLOURED BODY PORCELAIN TILES . GRES PORCELLANATO COLORATO IN MASSA
Grès cérame colorédans la masse . Durchgefärbtes Feinsteinzeug
Gres porcelánico coloreado en masa . Керамический гранит окрашенный в массе



V3
MODERATE
VARIATION

GRIP SURFACE / SUPERFICIE GRIP ± 9 mm

Surface grip . Grip oberfläche . Superficie Grip . Grip поверхность


± 9 mm

15x90 cm 5⁷/₈" x 35³/₈"

Arbor Almond
Arbor Grey
Arbor Natural
Arbor Cognac
Arbor Tobacco


DECOR RANGE

COLOURED BODY PORCELAIN TILES . GRES PORCELLANATO COLORATO IN MASSA
Grès cérame colorédans la masse . Durchgefärbtes Feinsteinzeug
Gres porcelánico coloreado en masa . Керамический гранит окрашенный в массе



Tatami 22,5x90 cm 8⁷/₈" x 35³/₈"

Arbor Almond
Arbor Grey
Arbor Natural
Arbor Cognac
Arbor Tobacco




2,3x90 cm
7⁷/₈" x 35³/₈"



Almond
Arbor



Grey
Arbor



Natural
Arbor



Cognac
Arbor



Tobacco
Arbor

Rectified monocaliber . Rettificato monocalibro . Rectifié monocalibre . Rektifiziert Monokalibriert . Rectificado monocalibre . Одном калибре


AXI

COLOURED BODY PORCELAIN TILES · GRES PORCELLANATO COLORATO IN MASSA
Grès cérame coloré dans la masse · Durchgefärbtes Feinsteinzeug
Gres porcelánico coloreado en masa · Керамический гранит окрашенный в массе



OUTDOOR PAVING / PAVIMENTI DA ESTERNO ± 20 mm

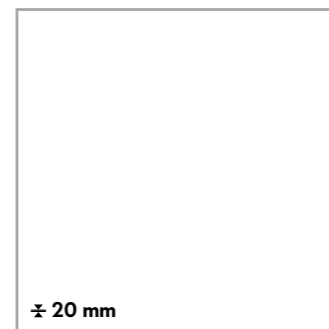
Sols d'extérieur · Bodenbeläge für Außenbereiche · Pavimentos para exteriores · Уличная плитка



40x120 cm 15³/₄" x 47¹/₄"
Axi Grey Timber
Axi Brown Chestnut




45x90 cm 17³/₄" x 35³/₈"
Axi White Pine
Axi Grey Timber
Axi Golden Oak
Axi Brown Chestnut




60x60 cm 23⁵/₈" x 23⁵/₈"
Axi White Pine
Axi Grey Timber
Axi Golden Oak
Axi Brown Chestnut



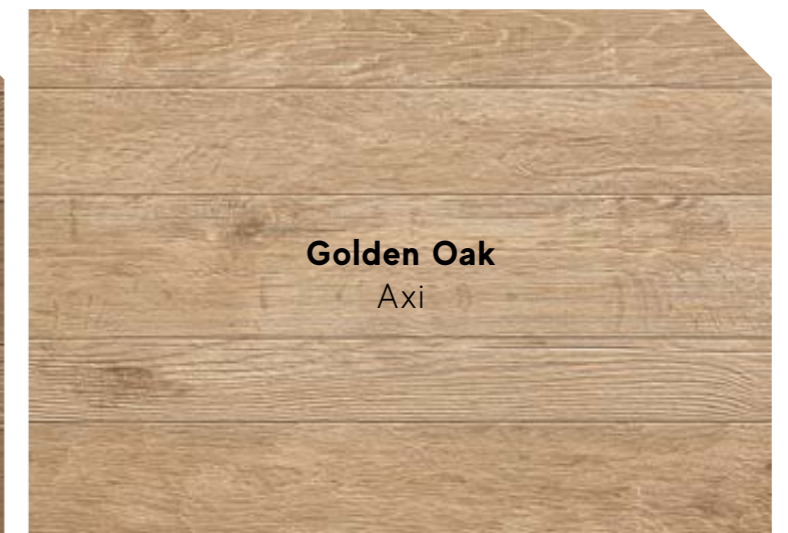
White Pine
Axi



Grey Timber
Axi



Brown Chestnut
Axi



Golden Oak
Axi

AXI

COLOURED BODY PORCELAIN TILES . GRES PORCELLANATO COLORATO IN MASSA
Grès cérame coloré dans la masse . Durchgefärbtes Feinsteinzeug
Gres porcelánico coloreado en masa . Керамический гранит окрашенный в массе



White Pine / Grey Timber



Silver Fir / Golden Oak / Brown Chestnut / Dark Oak

TEXTURED SURFACE / SUPERFICIE STRUTTURATA ± 9,5 mm

Surface structuré . Strukturiert oberfläche . Superficie estructurado . Структурная поверхность

± 9,5 mm

22,5x90 cm 8⁷/₈" x 35³/₈"

- Axi White Pine
- Axi Silver Fir
- Axi Grey Timber
- Axi Golden Oak
- Axi Brown Chestnut
- Axi Dark Oak

DECOR RANGE

COLOURED BODY PORCELAIN TILES . GRES PORCELLANATO COLORATO IN MASSA
Grès cérame coloré dans la masse . Durchgefärbtes Feinsteinzeug
Gres porcelánico coloreado en masa . Керамический гранит окрашенный в массе




Tatami 22,5x90 cm 8⁷/₈" x 35³/₈"

- Axi White Pine
- Axi Silver Fir
- Axi Grey Timber
- Axi Golden Oak
- Axi Brown Chestnut
- Axi Dark Oak

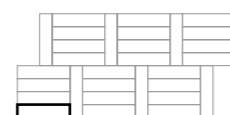


Treccia 28x53 cm 11" x 20⁷/₈"

- Axi White Pine
- Axi Silver Fir
- Axi Grey Timber
- Axi Golden Oak
- Axi Brown Chestnut
- Axi Dark Oak



7,2x89,5 cm 2⁷/₈" x 35¹/₄"



3,3x14 cm 1¹/₄" x 5¹/₂"


Rectified monocaliber . Rettificato monocalibro . Rectifié monocalibre . Rektifiziert Monokalibriert . Rectificado monocalibre . Одном калибре



White Pine
Axi




Silver Fir
Axi




Grey Timber
Axi



Golden Oak
Axi



Brown Chestnut
Axi



Dark Oak
Axi

ETIC

COLOURED BODY PORCELAIN TILES . GRES PORCELLANATO COLORATO IN MASSA
Grès cérame colorédans la masse . Durchgefärbtes Feinsteinzeug
Gres porcelánico coloreado en masa . Керамический гранит окрашенный в массе



TEXTURED SURFACE / SUPERFICIE STRUTTURATA ± 9,5 mm

Surface structuré . Strukturiert oberfläche . Superficie estructurado . Структурная поверхность


± 9,5 mm

22,5x90 cm 8⁷/₈"x35³/₈"

- Etic Rovere Bianco
- Etic Rovere Grigio
- Etic Ebano
- Etic Rovere
- Etic Ulivo
- Etic Noce
- Etic Palissandro

DECOR RANGE

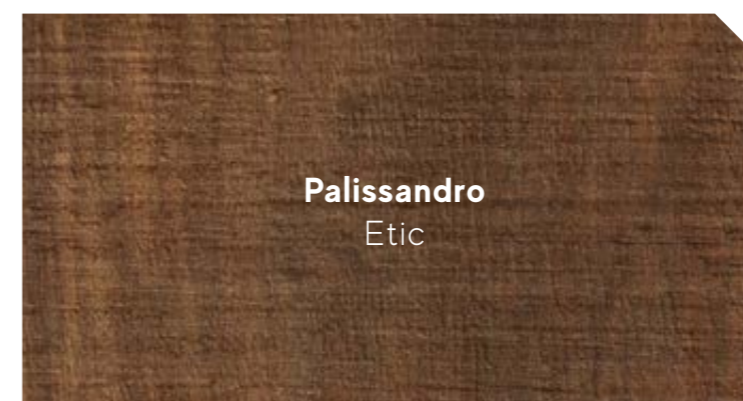
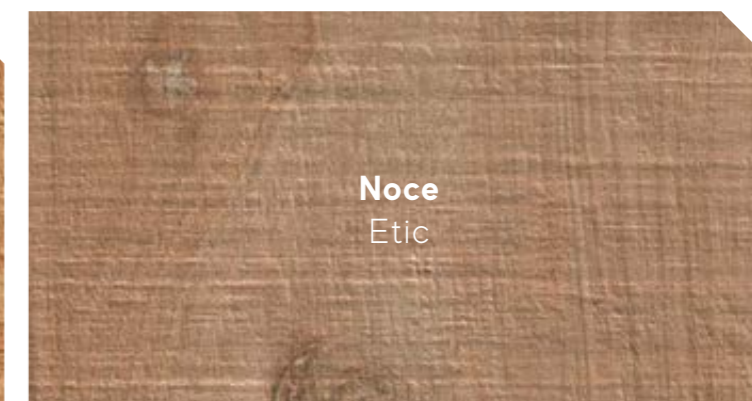


COLOURED BODY PORCELAIN TILES . GRES PORCELLANATO COLORATO IN MASSA
Grès cérame colorédans la masse . Durchgefärbtes Feinsteinzeug
Gres porcelánico coloreado en masa . Керамический гранит окрашенный в массе



Tatami 22,5x90 cm 8⁷/₈"x35³/₈"

2,3x90 cm 7/8"x353/8"

- Etic Rovere
- Etic Ulivo
- Etic Noce
- Etic Palissandro
- Etic Rovere Bianco
- Etic Rovere Grigio
- Etic Ebano



wood look

ETIC PRO

COLOURED BODY PORCELAIN TILES · GRES PORCELLANATO COLORATO IN MASSA
Grès cérame coloré dans la masse · Durchgefärbtes Feinsteinzeug
Gres porcelánico coloreado en masa · Керамический гранит окрашенный в массу



image gallery pag 118

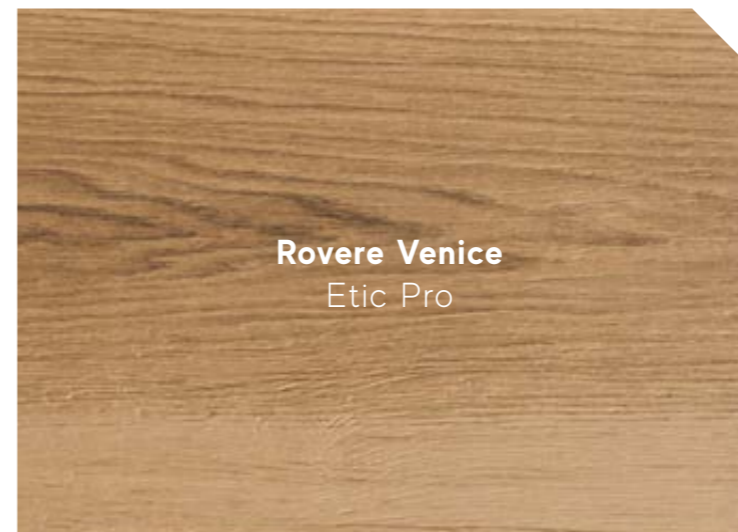
OUTDOOR PAVING / PAVIMENTI DA ESTERNO ± 20 mm

Sols d'extérieur · Bodenbeläge für Außenbereiche · Pavimentos para exteriores · Уличная плитка

± 20 mm

30x120 cm 11³/₄"x47¹/₄"

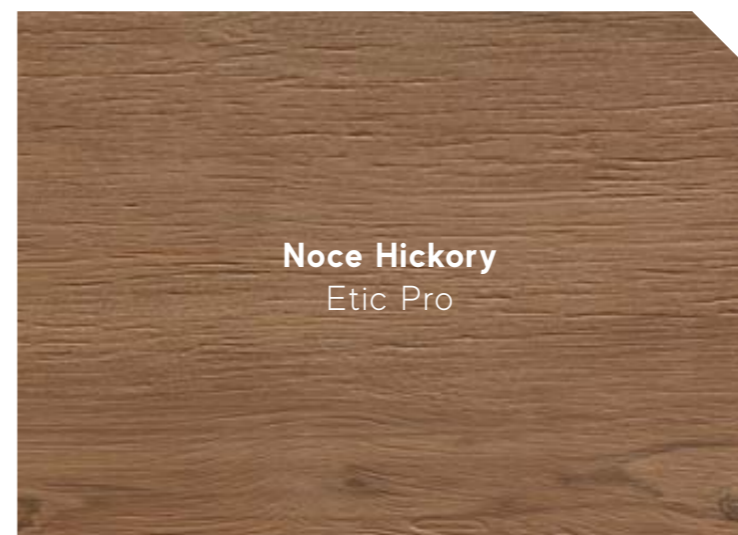
Etic Pro Rovere Venice
Etic Pro Quercia Antique
Etic Pro Noce Hickory
Etic Pro Eucalipto Smoked



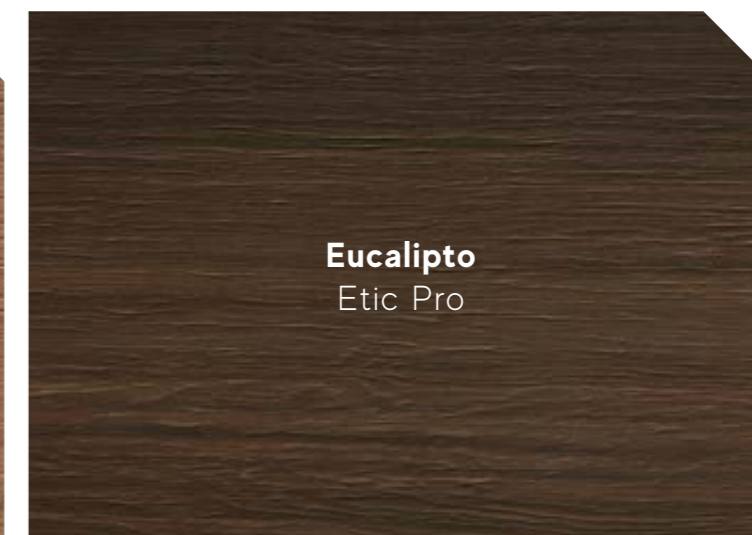
Rovere Venice
Etic Pro



Quercia Antique
Etic Pro



Noce Hickory
Etic Pro



Eucalipto
Etic Pro

WOOD LOOK

ETIC PRO

wood look

ETIC PRO

COLOURED BODY PORCELAIN TILES · GRES PORCELLANATO COLORATO IN MASSA
Grès cérame colorédans la masse · Durchgefärbtes Feinsteinzeug
Gres porcelánico coloreado en masa · Керамический гранит окрашенный в массе



V3
MODERATE
VARIATION

image gallery pag 118

GRIP SURFACE / SUPERFICIE GRIP ± 9 mm

Surface grip · Grip oberfläche · Superficie Grip · Grip поверхность



± 9 mm
22,5x90 cm 8⁷/₈"x35³/₈"
Etic Pro Rovere Venice
Etic Pro Quercia Antiqua
Etic Pro Noce Hickory
Etic Pro Eucalipto Smoked

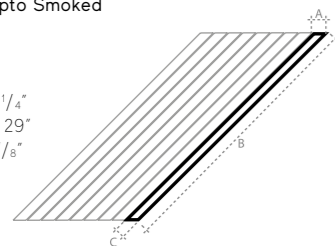
DECOR RANGE

COLOURED BODY PORCELAIN TILES · GRES PORCELLANATO COLORATO IN MASSA
Grès cérame colorédans la masse · Durchgefärbtes Feinsteinzeug
Gres porcelánico coloreado en masa · Керамический гранит окрашенный в массе



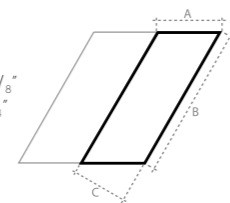
Chevron Tatami A+B 74x22,2 cm
29¹/₈"x8⁵/₈"
Etic Rovere Venice
Etic Noce Hickory
Etic Quercia Antiqua
Etic Eucalipto Smoked

A 3,2 cm 1¹/₄"
B 73,8 cm 29"
C 2,3 cm 7¹/₈"




Chevron Tatami A+B 35x34,5 cm
13³/₄"x13⁵/₈"
Etic Rovere Venice
Etic Noce Hickory
Etic Quercia Antiqua
Etic Eucalipto Smoked

A 17 cm 6³/₄"
B 39,8 cm 15⁵/₈"
C 14,7 cm 5³/₄"

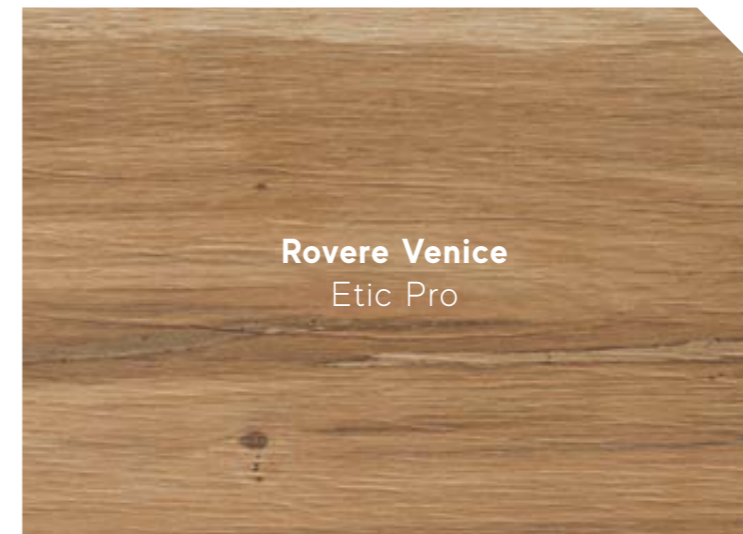


Tatami 22,5x90 cm
8⁷/₈"x35³/₈"
Etic Rovere Venice
Etic Noce Hickory
Etic Quercia Antiqua
Etic Eucalipto

2,3x90 cm
7¹/₈"x35³/₈"



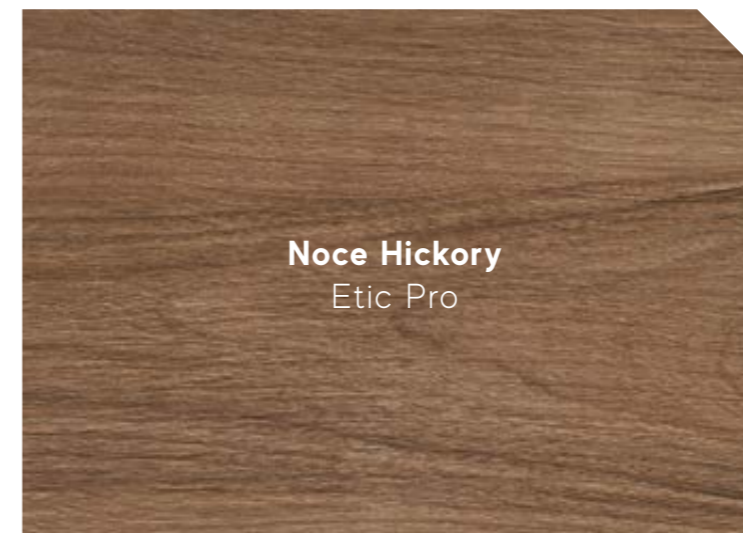
Rectified monocaliber · Rettificato monocalibro · Rectifié monocalibre · Rektifiziert Monokalibriert · Rectificado monocalibre · Одном калибре



Rovere Venice
Etic Pro



Quercia Antiqua
Etic Pro



Noce Hickory
Etic Pro



Eucalipto
Etic Pro

WOOD LOOK

ETIC PRO

EXENCE

COLOURED BODY PORCELAIN TILES · GRES PORCELLANATO COLORATO IN MASSA
Grès cérame coloré dans la masse · Durchgefärbtes Feinsteinzeug
Gres porcelánico coloreado en masa · Керамический гранит окрашенный в массе



image gallery pag 130

GRIP SURFACE / SUPERFICIE GRIP ± 9,5 mm

Surface grip · Grip oberfläche · Superficie Grip · Grip поверхность

± 9,5 mm

18,5x150 cm 7 1/4" x 59"

Exence Vanilla
Exence Almond
Exence Amber


DECOR RANGE

COLOURED BODY PORCELAIN TILES · GRES PORCELLANATO COLORATO IN MASSA
Grès cérame coloré dans la masse · Durchgefärbtes Feinsteinzeug
Gres porcelánico coloreado en masa · Керамический гранит окрашенный в массе




Square 56,1x56,1 cm 22" x 22"

Exence Vanilla
Exence Almond
Exence Amber



Tatami 18,5x75 cm 7 1/4" x 29 1/2"

Exence Vanilla
Exence Almond
Exence Amber




2,85x74,4 cm
1 1/8" x 29 3/8"




Chevron 32,5x45 cm 12 3/4" x 17 3/4"


Exence Vanilla
Exence Almond
Exence Amber



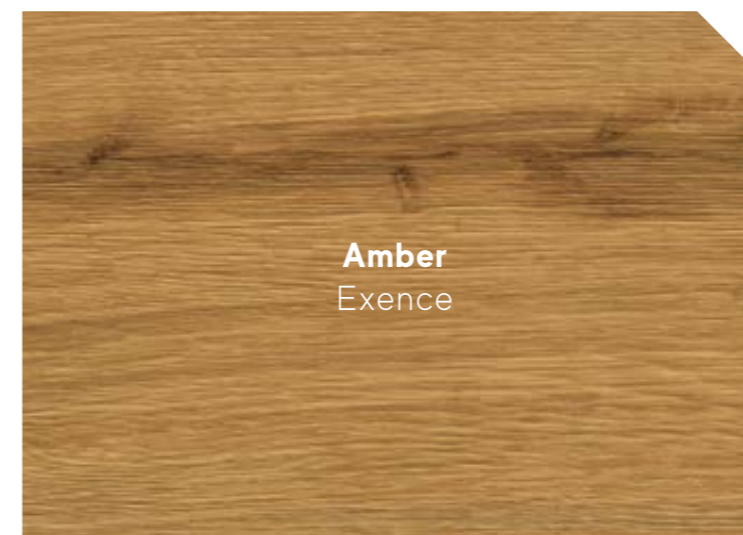
7,9x44,6 cm
3 1/8" x 17 1/2"



Vanilla
Exence



Almond
Exence



Amber
Exence

wood look

NASH

COLOURED BODY PORCELAIN TILES · GRES PORCELLANATO COLORATO IN MASSA
Grès cérame coloré dans la masse · Durchgefärbtes Feinsteinzeug
Gres porcelánico coloreado en masa · Керамический гранит окрашенный в массе



V3
MODERATE
VARIATION

GRIP SURFACE / SUPERFICIE GRIP ± 9 mm

Surface grip · Grip oberfläche · Superficie Grip · Grip поверхность

± 9 mm

20x120 cm 7⁷/₈"x47¹/₄"

Nash White Wood
Nash Greige
Nash Gray Wood
Nash Dark Oak
Nash Light Brown

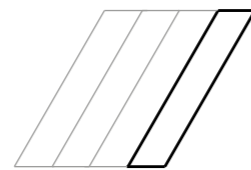
DECOR RANGE

COLOURED BODY PORCELAIN TILES · GRES PORCELLANATO COLORATO IN MASSA
Grès cérame coloré dans la masse · Durchgefärbtes Feinsteinzeug
Gres porcelánico coloreado en masa · Керамический гранит окрашенный в массе



Chevron 32,5x45 cm 12³/₄"x17³/₄"

Nash White Wood
Nash Greige
Nash Gray Wood
Nash Dark Oak
Nash Light Brown




7,9x44,6 cm
3¹/₈"x17¹/₂"



Tatami 18,5x75 cm 7¹/₄"x29¹/₂"

Nash White Wood
Nash Greige
Nash Gray Wood
Nash Dark Oak
Nash Light Brown



2,85x74,4 cm
1¹/₈"x29³/₈"




White Wood
Nash




Greige
Nash



Gray Wood
Nash



Dark Oak
Nash



Light Brown
Nash

Rectified monocaliber · Rettificato monocalibro · Rectifié monocalibre · Rektifiziert Monokalibriert · Rectificado monocalibre · Одном калибре

wood look

NID


COLOURED BODY PORCELAIN TILES · GRES PORCELLANATO COLORATO IN MASSA
Grès cérame coloré dans la masse · Durchgefärbtes Feinsteinzeug
Gres porcelánico coloreado en masa · Керамический гранит окрашенный в массе



image gallery pag 132


OUTDOOR PAVING / PAVIMENTI DA ESTERNO ± 20 mm

Sols d'extérieur · Bodenbeläge für Außenbereiche · Pavimentos para exteriores · Уличная плитка



40x120 cm 15³/₄" x 47¹/₄"

Nid Cashmere
Nid Whisky



Cashmere
Nid



Whisky
Nid

WOOD LOOK


DECOR RANGE

COLOURED BODY PORCELAIN TILES · GRES PORCELLANATO COLORATO IN MASSA
Grès cérame coloré dans la masse · Durchgefärbtes Feinsteinzeug
Gres porcelánico coloreado en masa · Керамический гранит окрашенный в массе



Chevron 11,5x67 cm 4¹/₂" x 26³/₈"

Nid Light
Nid Natural
Nid Whisky
Nid Cashmere




A 11,5 cm 4¹/₄"
B 73,6 cm 29"
C 67 cm 26³/₈"



Tatami 22,5x90 cm 8⁷/₈" x 35³/₈"

Nid Light
Nid Natural
Nid Whisky
Nid Cashmere



2,3x90 cm
7¹/₈" x 35³/₈"

Rectified monocaliber · Rettificato monocalibro · Rectifié monocalibre · Rektifiziert Monokalibriert · Rectificado monocalibre · Одном калибре

NID

marble look

MARVEL PRO

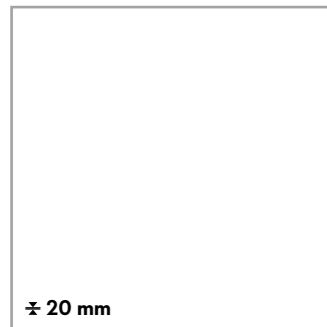
COLOURED BODY PORCELAIN TILES · GRES PORCELLANATO COLORATO IN MASSA
Grès cérame colorédans la masse · Durchgefärbtes Feinsteinzeug
Gres porcelánico coloreado en masa · Керамический гранит окрашенный в массе



image gallery pag 140

OUTDOOR PAVING / PAVIMENTI DA ESTERNO ± 20 mm

Sols d'extérieur · Bodenbeläge für Außenbereiche · Pavimentos para exteriores · Уличная плитка



60x60 cm 23⁵/₈" x 23⁵/₈"
Marvel Pro Statuario Select



MARBLE LOOK

MARVEL PRO

Rectified monocaliber · Rettificato monocalibro · Rectifié monocalibre · Rektifiziert Monokalibriert · Rectificado monocalibre · Одном калибре

marble look

MARVEL PRO

COLOURED BODY PORCELAIN TILES · GRES PORCELLANATO COLORATO IN MASSA
Grès cérame coloré dans la masse · Durchgefärbtes Feinsteinzeug
Gres porcelánico coloreado en masa · Керамический гранит окрашенный в массе

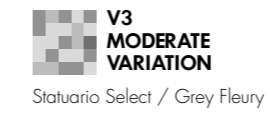


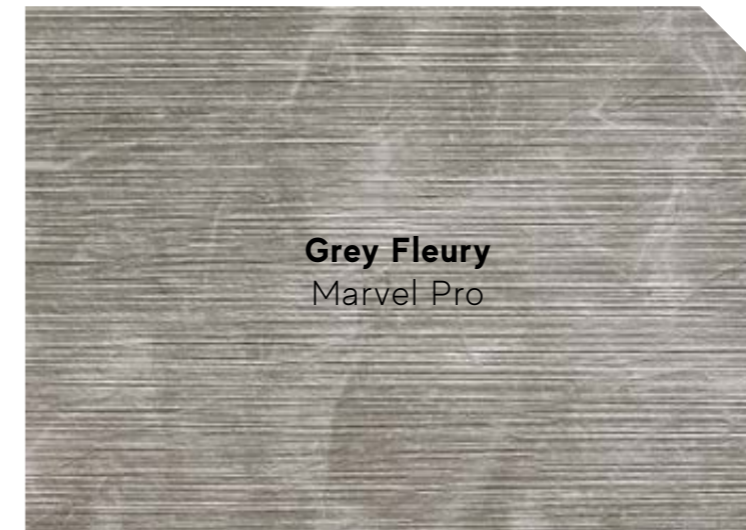
image gallery pag 140

TEXTURED SURFACE / SUPERFICIE STRUTTURATA ± 9 mm

Surface structuré · Strukturiert oberfläche · Superficie estructurado · Структурная поверхность



30x60 cm 11³/₄" x 23⁵/₈"
Marvel Pro Statuario Select
Marvel Pro Cremo Delicato
Marvel Pro Grey Fleury



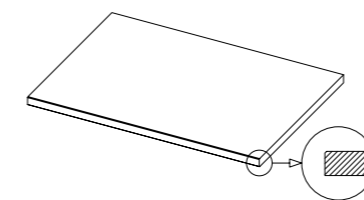
MARBLE LOOK

MARVEL PRO

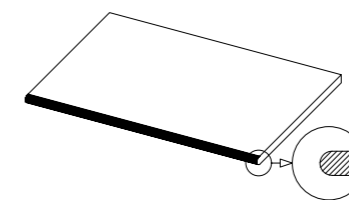
TRIM TILES PEZZI SPECIALI ∇ 20 mm

			AXI	BOOST	BRAVE	DWELL	ECHO	ETIC PRO	KLIF	KONE	MARK	MARVEL STONE	MARVE PRO	NID	SEASTONE	SUNROCK	TRUST
Lineare	30x60 cm	11 ³ / ₄ "x23 ⁵ / ₈ "	•						•	•	•		•		•	•	
	33x120 cm	13"x47 ¹ / ₄ "	•											•			
Round	30x60 cm	11 ³ / ₄ "x23 ⁵ / ₈ "	•	•					•	•	•		•		•	•	•
	33x120 cm	13"x47 ¹ / ₄ "	•	•	•							•		•			•
	30x120 cm	11 ³ / ₄ "x47 ¹ / ₄ "					•										
Round Angolare Dx/Sx	45x90 cm	17 ³ / ₄ "x35 ⁵ / ₈ "	•	•	•	•	•		•	•							•
	30x60 cm	11 ³ / ₄ "x23 ⁵ / ₈ "	•		•				•	•	•		•		•	•	•
	33x120 cm	13"x47 ¹ / ₄ "	•	•	•							•		•			•
	30x120 cm	11 ³ / ₄ "x47 ¹ / ₄ "					•										
Round	60x60 cm	23 ⁵ / ₈ "x23 ⁵ / ₈ "	•		•				•	•	•		•		•	•	•
Round Angolare	60x60 cm	23 ⁵ / ₈ "x23 ⁵ / ₈ "			•				•	•	•			•	•	•	•
Round Angolare Dx/Sx	60x60 cm	23 ⁵ / ₈ "x23 ⁵ / ₈ "	•										•				
Gradino Round	30x60 cm	11 ³ / ₄ "x23 ⁵ / ₈ "	•		•				•	•	•		•		•	•	•
Gradino Round Angolare Dx/Sx	30x60 cm	11 ³ / ₄ "x23 ⁵ / ₈ "	•		•				•	•	•		•		•	•	•
Elemento L SP	20x60 cm	7 ⁷ / ₈ "x23 ⁵ / ₈ "	•	•					•	•	•		•		•	•	•
	33x120 cm	13"x47 ¹ / ₄ "	•	•	•							•					•
	33x90 cm	13"x35 ⁵ / ₈ "	•	•	•	•	•		•	•							•
Elemento L Angolare SP	20x20 cm	7 ⁷ / ₈ "x7 ⁷ / ₈ "			•				•	•	•				•	•	•
	33x33 cm	13"x13"			•	•	•		•	•							•
Elemento L Angolare SP Dx/Sx	20x20 cm	7 ⁷ / ₈ "x7 ⁷ / ₈ "	•										•				
	33x33 cm	13"x13"	•														
Alzata	20x120 cm	7 ⁷ / ₈ "x47 ¹ / ₄ "	•	•	•							•		•			•
	30x120 cm	11 ³ / ₄ "x47 ¹ / ₄ "					•										
	20x90 cm	7 ⁷ / ₈ "x35 ⁵ / ₈ "	•	•	•	•	•		•	•							•
Top	30x60 cm	11 ³ / ₄ "x23 ⁵ / ₈ "	•		•				•	•	•		•		•	•	•
	30x120 cm	11 ³ / ₄ "x47 ¹ / ₄ "	•	•	•		•					•		•			•
Costa Design	33x120 cm	13"x47 ¹ / ₄ "		•	•						•						•
Bordo Piscina	30x60 cm	11 ³ / ₄ "x23 ⁵ / ₈ "	•		•				•	•	•		•		•	•	•
Bordo Piscina Angolare Dx/Sx	30x60 cm	11 ³ / ₄ "x23 ⁵ / ₈ "	•		•				•	•	•		•		•	•	•
Griglia	15x60 cm	5 ⁷ / ₈ "x23 ⁵ / ₈ "	•	•					•	•	•		•		•	•	•
	20x60 cm	7 ⁷ / ₈ "x23 ⁵ / ₈ "	•	•					•	•	•		•		•	•	•
Griglia Angolare Dx/Sx	15x60 cm	5 ⁷ / ₈ "x23 ⁵ / ₈ "	•	•					•	•	•		•		•	•	•
	20x60 cm	7 ⁷ / ₈ "x23 ⁵ / ₈ "	•	•					•	•	•		•		•	•	•
Curve	60x60 cm	23 ⁵ / ₈ "x23 ⁵ / ₈ "	•		•				•	•	•		•		•	•	•
Smussato	30x60 cm	11 ³ / ₄ "x23 ⁵ / ₈ "	•		•				•	•	•		•		•	•	•

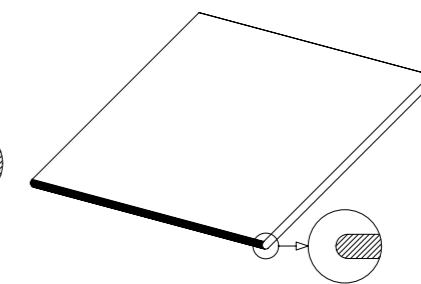
LINEARE



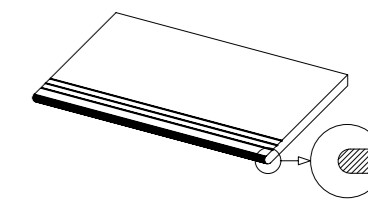
ROUND \blacklozenge



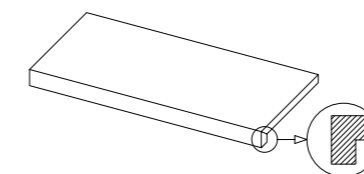
ROUND 60 \blacklozenge



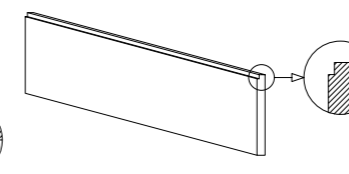
GRADINO ROUND 60 \blacklozenge



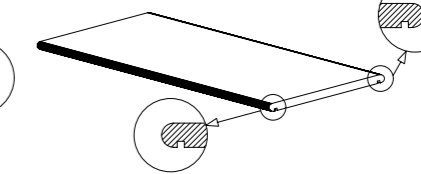
ELEMENTO L SP \blacklozenge



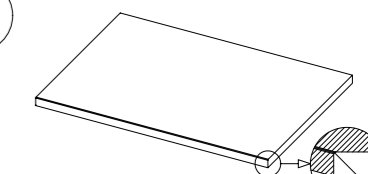
ALZATA



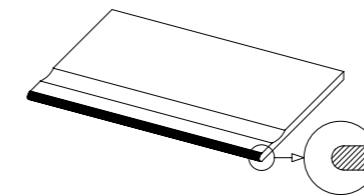
TOP



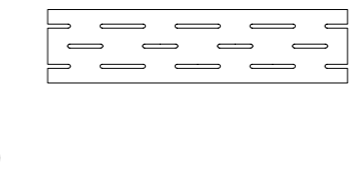
COSTA DESIGN



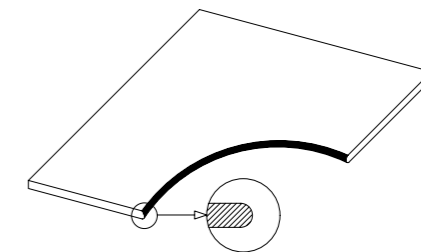
BORDO PISCINA \blacklozenge



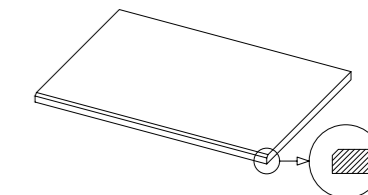
GRIGLIA \blacklozenge



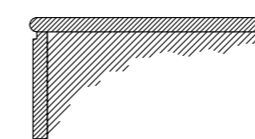
CURVE



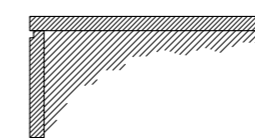
SMUSSATO



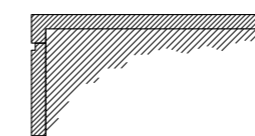
LASTRA STEPS



Round + Alzata



Lineare + Alzata



Elemento L + Alzata

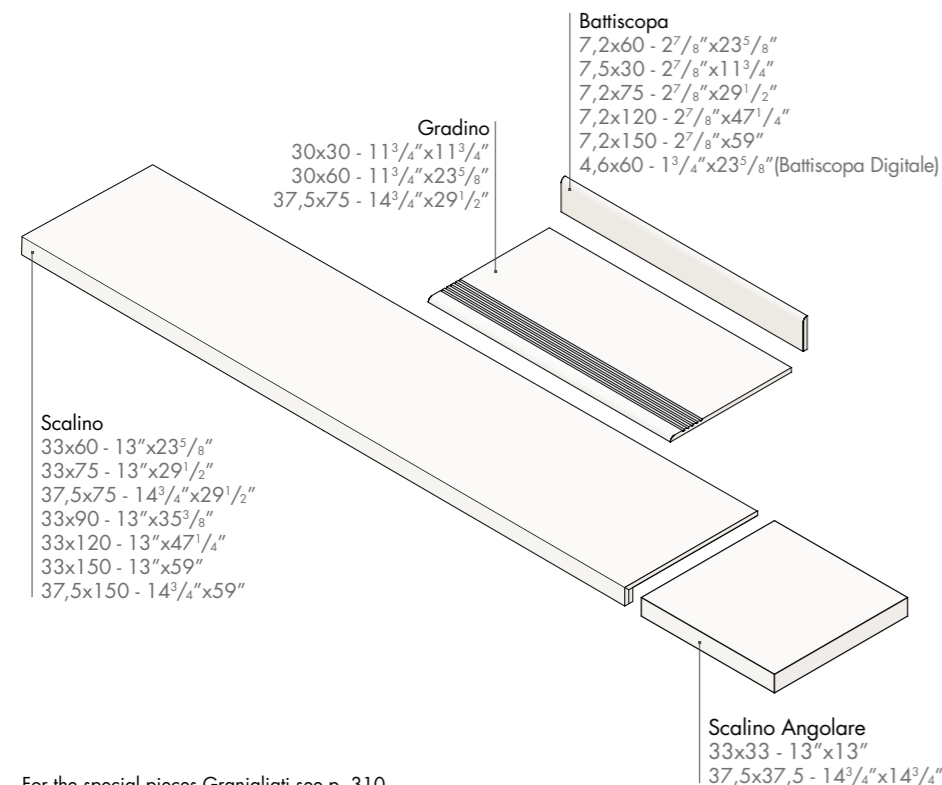
\blacklozenge Right/left angular elements are available / Sono disponibili gli elementi angolari dx/sx



TRIM TILES / PEZZI SPECIALI ∇ 9 mm / 9,5 mm

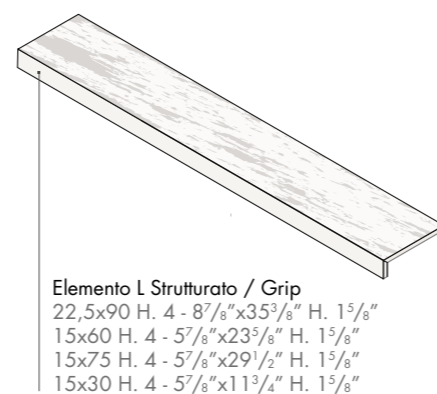
AVAILABLE SIZES / FORMATI DISPONIBILI

INDOOR



For the special pieces Granigliati see p. 310
 Per i pezzi Speciali Granigliati vedi p. 310
 Pour les pièces Spéciali Granigliati voir page 310
 Für die Formteile Granigliati siehe Seite 310
 Para las piezas especiales Granitos, consultar la pág. 310
 Специальные элементы Granigliati см. на стр. 310

OUTDOOR

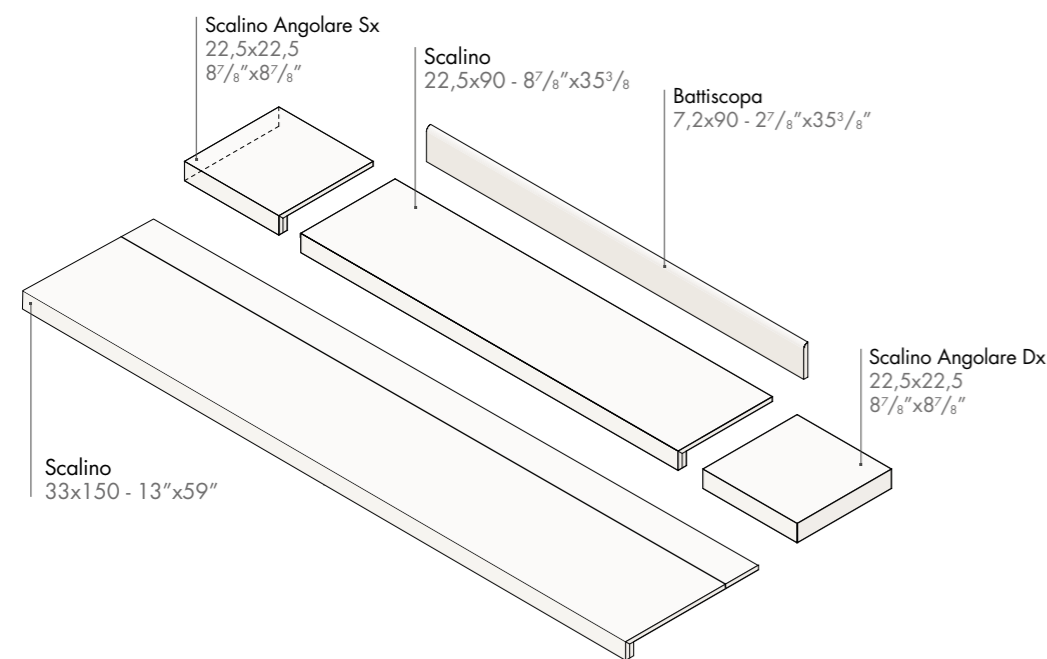


Battiscopa Sagomato

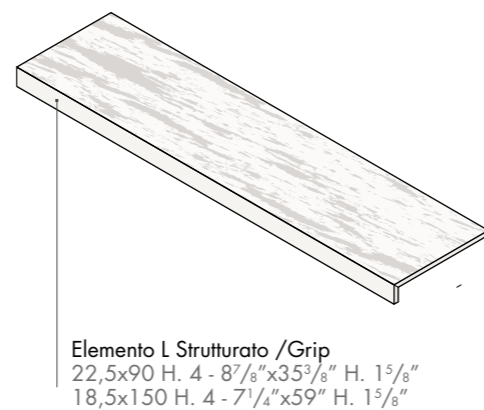


WOOD LOOK | AVAILABLE SIZES / FORMATI DISPONIBILI

INDOOR

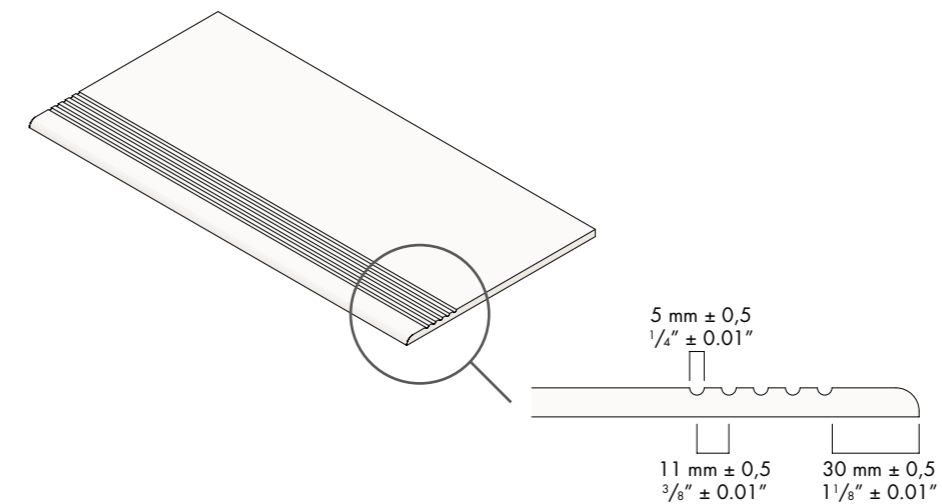


OUTDOOR

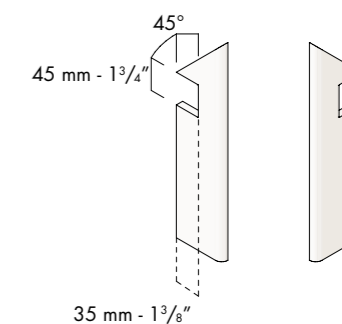


TECHNICAL SPECIFICATIONS / SPECIFICHE TECNICHE

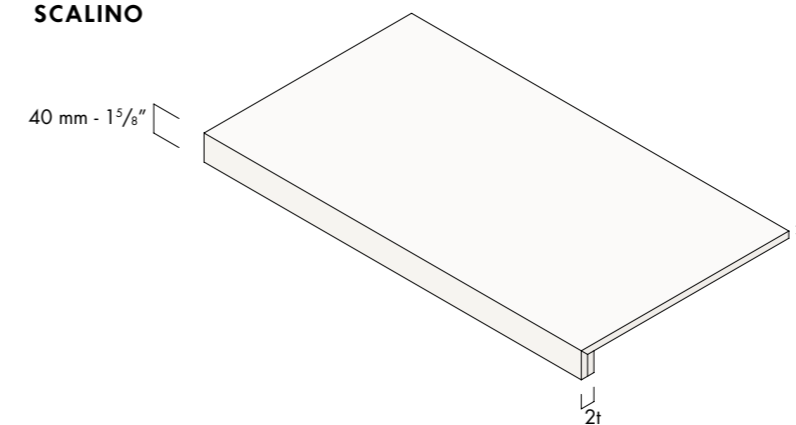
GRADINO



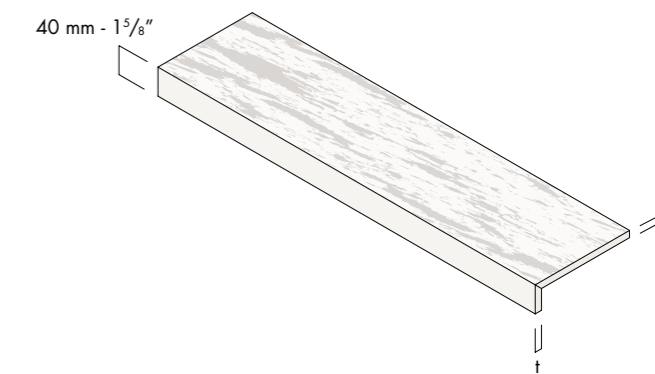
BATTISCOPA SAGOMATO



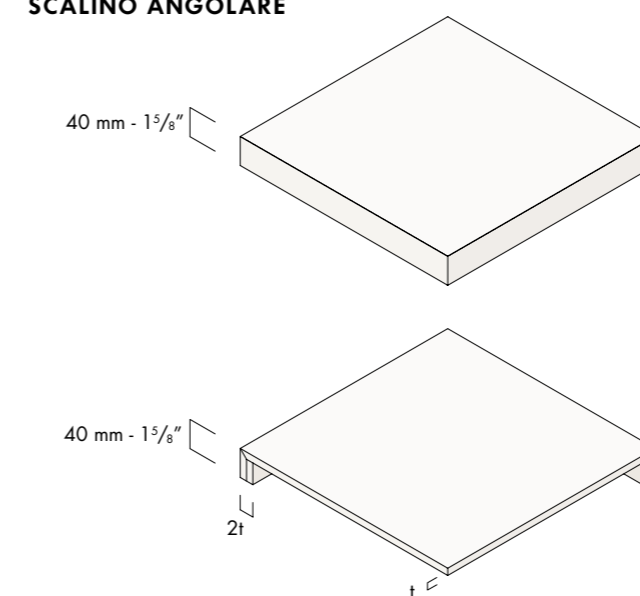
SCALINO



ELEMENTO L STRUTTURATO / GRIP



SCALINO ANGOLORE



t = thickness

technical information

every where solutions



COLOURED BODY PORCELAIN TILES
GRES PORCELLANATO COLORATO IN MASSA
Grès cérame colorédans la masse
Durchgefärbtes Feinsteinzeug
Gres porcelánico coloreado en masa
Керамический гранит окрашенный в массе

Rectified monocaliber . Rettificato monocalibro . Rectifié monocalibre . Rektifiziert Monokalibriert . Rectificado monocalibre . Одном калибре

recommendations for raised installation

RACCOMANDAZIONI PER LA POSA SOPRAELEVATA
EMPFEHLUNGEN FÜR DIE VERLEGUNG ALS DOPPELBODEN
CONSEILS POUR LA POSE SURÉLEVÉE
RECOMENDACIONES PARA LA COLOCACIÓN SOBREELEVADA
РЕКОМЕНДАЦИИ ПО УКЛАДКЕ В ВИДЕ ФАЛЬШПОЛА

Size 60x60 – 20mm / 30mm thickness

For the raised installation of 60x60 slabs in 20mm thickness a maximum raise of the foot plan of 10cm is recommended. It is possible to install 60x60 slabs in 20mm thickness at a greater raise than 10cm via the application of a double glass fibre net or a galvanised steel sheet to the back of the tile, this allows for raises up to 30cm.

Sizes 45x90 – 90x90 – 30x120 – 40x120 – 60x120 – 120x120 – 20mm thickness

The 45x90, 30x120, 40x120 and 60x120 sizes in 20mm thickness are suitable for installation onto cement footing, gravel, sand, grass and/or supports with a maximum raise of 2cm using 6 supports per slab in order to uniformly distribute the load on the surface. For raises between 2 and 30cm, it is necessary to apply a double glass fibre net or a galvanised steel sheet to the rear of the slab.

Formato 60x60 – 20mm / 30mm di spessore

Per la posa delle lastre 60x60 in 20mm di spessore, in applicazione sopraelevata, si raccomanda una sopraelevazione massima del piano di calpestio non superiore a 10cm. È comunque possibile posare lastre di 60x60 in 20mm di spessore ad altezze superiori ai 10cm previa applicazione tramite incollaggio nella parte inferiore della lastra di una doppia rete in fibra di vetro o un foglio di lamiera zincata per sopraelevazioni fino a 30cm.

Formati 45x90-90x90-30x120-40x120-60x120-120x120-20 mm di spessore


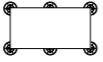


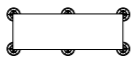


I formati 45x90, 30x120, 40x120 e 60x120 in 20 mm di spessore sono ritenuti idonei per la posa su massetto, su ghiaia, su sabbia, su erba o su supporti ad una altezza massima di 2cm utilizzando 6 supporti per lastra in modo da distribuire uniformemente i carichi. Per una sopraelevazione compresa tra i 2 ed i 30cm è necessaria l'applicazione di una doppia rete in fibra di vetro o di un foglio di lamiera zincata nella parte inferiore della lastra.





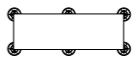


Format 60x60 – 20mm / 30mm Stärke

Für die Verlegung von 60x60 cm Platten in einer Stärke von 20 mm als Doppelboden empfehlen wir eine maximale Aufbauhöhe der Trittfäche nicht über 10 cm. Es ist jedoch möglich die 60x60 cm Platten in einer Stärke von 20 mm in einer Aufbauhöhe über 10 cm (bis zu 30 cm Aufbauhöhe) zu verlegen, dazu ist jedoch am unteren Teil der Platte ein Glasfasernetz oder ein verzinktes Stahlblech anzukleben.

FORMATE 45x90 – 90x90 – 30x120 – 40x120 – 60x120 – 120x120 – IN EINER STÄRKE VON 20 mm

Die Formate 45x90, 30x120, 40x120 und 60x120 in einer Stärke von 20 mm eignen sich für die Verlegung auf Estrich, Kies, Sand, Rasen oder auf Träger mit einer maximalen Aufbauhöhe von 2 cm, dabei sind sechs Träger zu verwenden, um die Lasten, die auf die Trittfläche wirken gleichmäßig zu verteilen. Für einen Doppelboden mit einer Aufbauhöhe zwischen 2 und 30 cm ist die Anbringung eines Doppelnetzes aus Glasfaser oder ein verzinktes Blech am unteren Teil der Platte notwendig.

SIZE	UP TO ¾" (2cm)	FROM ¾" (2cm) TO 4" (10cm)	FROM 4" (10cm) TO 12" (30cm)
FORMATO	FINO A 2 CM	DA 2 CM A 10 CM	DA 10 CM A 30 CM
FORMAT	BIS 2 CM	VON 2 BIS 10 CM	VON 10 BIS 30 CM
24"x24" 60x60cm (nominal) 4 supports per slab	4 supports (3,4 pcs/m ²)	4 supports (3,4 pcs/m ²)	4 supports double glass-fibre net or galvanised steel sheet (3,4 pcs/m ²)
60x60 cm (nominale) 4 supporti per lastra		4 supporti (3,4 pz/m ²)	4 supporti + doppia rete in fibra di vetro o foglio di acciaio zincato (3,4 pz/m ²)
60x60 cm (Nominalstärke) 4 Träger pro Platte	4 Träger (3,4 St/m ²)	4 Träger (3,4 St/m ²)	4 Träger + doppeltes Glasfasernetz oder verzinktes Aluminiumblech (3,4 St/m ²)
18"x36" 45x90cm (nominal) 6 supports per slab	6 supports (6,0 pcs/m ²)	6 supports (6,0 pcs/m ²) double glass-fibre net or galvanised steel sheet	6 supports (6,0 pcs/m ²) double glass-fibre net or galvanised steel sheet
45x90 cm (nominale) 6 supporti per lastra		6 supporti (6,0 pz/m ²)	6 supporti + doppia rete in fibra di vetro o foglio zincato (6,0 pz/m ²)
45x90 cm (Nominalstärke) 6 Träger pro Platte	6 Träger (6,0 St/m ²)	6 Träger + doppeltes Glasfasernetz oder verzinktes Aluminiumblech (6,0 St/m ²)	6 Träger + doppeltes Glasfasernetz oder verzinktes Aluminiumblech (6,0 St/m ²)
36"x36" 90x90 cm (nominal) 4 supports per slab	4 supports (1,6 pcs/m ²)	4 supports double glass-fibre net or galvanised steel sheet (1,6 pcs/m ²)	4 supports double glass-fibre net or galvanised steel sheet (1,6 pcs/m ²)
90x90 cm (nominale) 4 supporti per lastra		4 supporti + doppia rete in fibra di vetro o foglio di acciaio zincato (1,6 pz/m ²)	4 supporti + doppia rete in fibra di vetro o foglio di acciaio zincato (1,6 pz/m ²)
90x90 cm (Nominalstärke) 4 Träger pro Platte	4 Träger (1,6 St/m ²)	4 Träger + doppeltes Glasfasernetz oder verzinktes Aluminiumblech (1,6 St/m ²)	4 Träger + doppeltes Glasfasernetz oder verzinktes Aluminiumblech (1,6 St/m ²)
12"x48" 30x120 cm (nominal) 6 supports per slab	6 supports (7,0 pcs/m ²)	6 supports double glass-fibre net or galvanised steel sheet (7,0 pcs/m ²)	6 supports double glass-fibre net or galvanised steel sheet (7,0 pcs/m ²)
30x120 cm (nominale) 6 supporti per lastra		6 supporti + doppia rete in fibra di vetro o foglio zincato (7,0 pz/m ²)	6 supporti + doppia rete in fibra di vetro o foglio zincato (7,0 pz/m ²)
30x120 cm (Nominalstärke) 6 Träger pro Platte	6 Träger (7,0 St/m ²)	6 Träger + doppeltes Glasfasernetz oder verzinktes Aluminiumblech (7,0 St/m ²)	6 Träger + doppeltes Glasfasernetz oder verzinktes Aluminiumblech (7,0 St/m ²)
16"x48" 40x120 cm (Nominal) 6 supports per slab	6 supports (5,4 pcs/m ²)	6 supports double glass-fibre net or galvanised steel sheet (5,4 pcs/m ²)	6 supports double glass-fibre net or galvanised steel sheet (5,4 pcs/m ²)
40x120 cm (nominale) 6 supporti per lastra		6 supporti + doppia rete in fibra di vetro o foglio zincato (5,4 pz/m ²)	6 supporti + doppia rete in fibra di vetro o foglio zincato (5,4 pz/m ²)
40x120 cm (Nominalstärke) 6 Träger pro Platte	6 Träger (5,4 St/m ²)	6 Träger + doppeltes Glasfasernetz oder verzinktes Aluminiumblech (5,4 St/m ²)	6 Träger + doppeltes Glasfasernetz oder verzinktes Aluminiumblech (5,4 St/m ²)
24"x48" 60x120 cm (Nominal) 6 supports per slab	6 supports (3,4 pcs/m ²)	6 supports double glass-fibre net or galvanised steel sheet (3,4 pcs/m ²)	6 supports double glass-fibre net or galvanised steel sheet (3,4 pcs/m ²)
60x120 cm (nominale) 6 supporti per lastra		6 supporti + doppia rete in fibra di vetro o foglio zincato (3,4 pz/m ²)	6 supporti + doppia rete in fibra di vetro o foglio zincato (3,4 pz/m ²)
60x120 cm (Nominalstärke) 6 Träger pro Platte	6 Träger (3,4 St/m ²)	6 Träger + doppeltes Glasfasernetz oder verzinktes Aluminiumblech (3,4 St/m ²)	6 Träger + doppeltes Glasfasernetz oder verzinktes Aluminiumblech (3,4 St/m ²)
48"x48" 120x120cm (Nominal) 8 supports per slab	8 supports (2,7 pcs/m ²)	8 supports double glass-fibre net or galvanised steel sheet (2,7 pcs/m ²)	8 supports double glass-fibre net or galvanised steel sheet (2,7 pcs/m ²)
120x120 cm (nominale) 8 supporti per lastra		8 supporti + doppia rete in fibra di vetro o foglio zincato (2,7 pz/m ²)	8 supporti + doppia rete in fibra di vetro o foglio zincato (2,7 pz/m ²)
120x120 cm (Nominalstärke) 8 Träger pro Platte	8 Träger (2,7 St/m ²)	8 supporti + doppia rete in fibra di vetro o foglio zincato (2,7 St/m ²)	8 supporti + doppia rete in fibra di vetro o foglio zincato (2,7 St/m ²)

FORMAT	JUSQU'À 2 CM	DE 2 À 10 CM	DE 10 À 30 CM
FORMATO	HASTA 2 CM	DA 2 CM A 10 CM	DA 10 CM A 30 CM
ФОРМАТ	ДО 2 CM	2-10 CM	10-30 CM
60x60 cm (Nominal) 4 supports par plaque	4 supports (3,4 pc/m ²)	4 supports (3,4 pc/m ²)	4 supports + double treillis fibre de verre ou plaque de tole zinguee (3,4 pc/m ²)
60x60 cm (Nominal) 4 pedestales por losa		4 pedestales (3,4 pz/m ²)	4 pedestales +doble red de fibra de vidrio o lámina de aluminio cincado (3,4 pz/m ²)
60x60 cm (номинальный) 4 опоры на каждую плитку	4 опор (3,4 шт./м ²)	4 опор (3,4 шт./м ²)	4 опор + двойная стекловолоконная сетка или стальной оцинкованный лист (3,4 шт./м ²)
45x90 cm (Nominal) 6 supports par plaque	6 supports (6,0 pcs/m ²)	6 supporti + doppia rete in fibra di vetro o foglio zincato (6,0 pz/m ²)	6 supports + double treillis fibre de verre ou plaque de tole zinguee (6,0 pz/m ²)
45x90 cm (Nominal) 6 pedestales por losa		6 pedestales (6,0 pz/m ²)	6 supporti + doble red de fibra de vidrio o lámina de aluminio cincado (6,0 pz/m ²)
45x90 cm (номинальный) 6 опор на каждую плитку	6 опор (6,0 шт./м ²)	6 опор + двойная стекловолоконная сетка или стальной оцинкованный лист (6,0 шт./м ²)	6 ОПОР + двойная стекловолоконная сетка или стальной оцинкованный лист (6,0 Шт./м ²)
90x90 cm (Nominal) 4 supports par plaque	4 supports (1,6 pcs/m ²)	4 supports + double treillis fibre de verre ou plaque de tole zinguee (1,6 pz/m ²)	4 supports + double treillis fibre de verre ou plaque de tole zinguee (1,6 pz/m ²)
90x90 cm (Nominal) 4 pedestales por losa		4 supporti + doble red de fibra de vidrio o lámina de aluminio cincado (1,6 pz/m ²)	4 supporti + doble red de fibra de vidrio o lámina de aluminio cincado (1,6 pz/m ²)
90x90 cm (номинальный) 4 опор на каждую плитку	4 опор (1,6 шт./м ²)	4 ОПОР + двойная стекловолоконная сетка или стальной оцинкованный лист (1,6 шт./м ²)	4 ОПОР + двойная стекловолоконная сетка или стальной оцинкованный лист (1,6 шт./м ²)
30x120 cm (Nominal) 6 supports par plaque	6 supports (7,0 pc/m ²)	6 supports + double treillis fibre de verre ou plaque de tole zinguee (7,0 pc/m ²)	6 supports + double treillis fibre de verre ou plaque de tole zinguee (7,0 pc/m ²)
30x120 cm (Nominal) 6 pedestales por losa		6 pedestales (7,0 pz/m ²)	4 supporti + doble red de fibra de vidrio o lámina de aluminio cincado (1,6 pz/m ²)
30x120 cm (номинальный) 6 опор на каждую плитку	6 опор (7,0 шт./м ²)	6 опор + двойная стекловолоконная сетка или стальной оцинкованный лист (7,0 шт./м ²)	4 ОПОР + двойная стекловолоконная сетка или стальной оцинкованный лист (1,6 шт./м ²)
40x120 cm (nominal) 6 supports par plaque	6 supports (5,4 pc/m ²)	6 supports + double treillis fibre de verre ou plaque de tole zinguee (5,4 pc/m ²)	6 supports + double treillis fibre de verre ou plaque de tole zinguee (5,4 pc/m ²)
40x120 cm (nominal) 6 pedestales por losa		6 pedestales + doble red de fibra de vidrio o lámina de aluminio cincado (5,4 pz/m ²)	6 pedestales + doble red de fibra de vidrio o lámina de aluminio cincado (5,4 pz/m ²)
40x120 cm (номинальный) 6 опор на каждую плитку	6 опор (5,4 шт./м ²)	6 опор + двойная стекловолоконная сетка или стальной оцинкованный лист (5,4 шт./м ²)	6 опор + двойная стекловолоконная сетка или стальной оцинкованный лист (5,4 шт./м ²)
60x120 (nominal) 6 supports par plaque	6 supports (3,4 pcs/m ²)	6 supports + double treillis fibre de verre ou plaque de tole zinguee (3,4 pcs/m ²)	6 supports + double treillis fibre de verre ou plaque de tole zinguee (3,4 pcs/m ²)
60x120 cm (nominal) 6 pedestales por losa		6 pedestales + doble red de fibra de vidrio o lámina de aluminio cincado (3,4 pcs/m ²)	6 pedestales + doble red de fibra de vidrio o lámina de aluminio cincado (3,4 pcs/m ²)
60x120 cm (номинальный) 6 опор на каждую плитку	6 опор (3,4 шт./м ²)	6 опор + двойная стекловолоконная сетка или стальной оцинкованный лист (3,4 шт./м ²)	6 опор + двойная стекловолоконная сетка или стальной оцинкованный лист (3,4 шт./м ²)
120x120 (nominal) 9 supports par plaque	8 supports (2,7 pcs/m ²)	8 supports double glass-fibre net or galvanised steel sheet (2,7 pcs/m ²)	8 supports double glass-fibre net or galvanised steel sheet (2,7 pcs/m ²)
120x120 cm (nominal) 9 pedestales por losa		8 supporti + doppia rete in fibra di vetro o foglio zincato (2,7 pcs/m ²)	8 supporti + doppia rete in fibra di vetro o foglio zincato (2,7 pcs/m ²)
120x120 cm (номинальный) 9 опор на каждую плитку	8 опор (2,7 шт./м ²)	8 supporti + doppia rete in fibra di vetro o foglio zincato (2,7 шт./м ²)	8 supporti + doppia rete in fibra di vetro o foglio zincato (2,7 шт./м ²)

Format 60x60 – 20mm / 30mm d'épaisseur

Pour la pose des dalles 60x60 en 20 mm d'épaisseur, avec application surélevée, nous préconisons une surélévation du plan de piétinement inférieure à 10 cm maximum. Il est toutefois possible de poser des dalles au format 60x60 en 20 mm d'épaisseur à des hauteurs supérieures à 10 cm, à condition d'appliquer par collage, dans la partie inférieure de la dalle, un double treillis en fibre de verre ou une feuille de tôle galvanisée pour des surélévations jusqu'à 30 cm.

Formats 45x90 – 90x90 – 30x120 – 40x120 – 60x120 – 120x120 – 20mm d'épaisseur

Les formats 45x90, 30x120, 40x120 et 60x120 en 20 mm d'épaisseur sont adaptés à la pose sur chape, gravier, sable, gazon ou sur supports d'une hauteur maximum de 2 cm en employant 6 supports pour dalle de manière à distribuer uniformément les charges. Pour une surélévation comprise entre 2 et 30 cm il est nécessaire d'appliquer un double treillis en fibre de verre ou bien une plaque de tôle zinguée sous la dalle.

Formato 60x60 – 20mm / 30mm de espesor

Para la colocación de las losas de 60x60 de 20 mm de espesor, en aplicación flotante, se recomienda una sobre elevación del plano transitable que no supere los 10 cm. De todas maneras es posible colocar las losas de 60x60 de 20 mm de espesor a alturas superiores a los 10 cm previa aplicación mediante adhesivo en el revés de la losa de una doble red de fibra de vidrio o de una lámina de chapa cincada para sobre elevaciones de hasta los 30 cm.

Formatos 45x90 - 90x90 - 30x120 - 40x120 - 60x120 - 120x120 - 20mm de espesor

Los formatos 45x90, 30x120, 40x120 y 60x120 en 20 mm de espesor son considerados idóneos para la colocación sobre contrapiso, sobre grava, sobre césped o sobre pedestales de una altura máxima de 2 cm utilizando 6 pedestales por losa en modo de distribuir las cargas de manera uniforme. Para una elevación comprendida entre los 2 y los 30 cm es necesaria la aplicación de una doble red en fibra de vidrio o de una chapa cincada por el revés de la losa.

Формат 60x60 толщиной 20 / 30 мм

При укладке плиток 60x60 толщиной 20 мм в виде фальшпола рекомендуется устанавливать их на высоту не более 10 см. Тем не менее возможна укладка плиток 60x60 толщиной 20 мм и на высоту более 10 см. В этом случае на тыльную сторону плиток необходимо наклеить двойную стекловолоконную сетку или стальной оцинкованный лист (при монтаже на высоту до 30 см).

ФОРМАТЫ 45x90 – 90x90 – 30x120 – 40x120 – 60x120 – 120x120 – ТОЛЩИНОЙ 20 мм

Форматы 45x90, 30x120, 40x120 и 60x120 толщиной 20 мм подходят для укладки на стяжку, гравий, песок, траву или на опоры высотой не более 2 см с использованием 6 опор на каждую плитку для равномерного распределения нагрузок. При монтаже на высоту от 2 до 30 см на тыльную сторону плиток необходимо наклеить двойную стекловолоконную сетку или стальной оцинкованный лист.

recommendations for raised installation North America and Oceania market specification

RACCOMANDAZIONI PER LA POSA SOPRAELEVATA
EMPFEHLUNGEN FÜR DIE VERLEGUNG ALS DOPPELBODEN
CONSEILS POUR LA POSE SURÉLEVÉE
RECOMENDACIONES PARA LA COLOCACIÓN SOBREELEVADA
РЕКОМЕНДАЦИИ ПО УКЛАДКЕ В ВИДЕ ФАЛЬШПОЛА

NORTH AMERICA AND OCEANIA MARKET SPECIFICATION

Size 23^{5/8} x 23^{5/8} - 60x60 cm in 3/4" - 20 mm thickness

For the raised installation of 23^{5/8} x 23^{5/8} - 60x60 slabs in 3/4" - 20mm thickness, a maximum raise of the foot plan of 3/4" - 2 cm is recommended.

Sizes 17^{3/4} x 35^{3/8} - 45x90, 36" x 36" - 90x90, 11^{3/4} x 47^{1/4} - 30x120, 15^{3/4} x 47^{1/4} - 40x120, 23^{5/8} x 47^{1/4} - 60x120 in 3/4", 48" x 48" - 120x120 - 20 mm thickness

The 17^{3/4} x 35^{3/8} - 45x90, 36" x 36" - 90x90, 11^{3/4} x 47^{1/8} - 30x120, 15^{3/4} x 47^{1/4} - 40x120 and 23^{5/8} x 47^{1/4} - 60x120 cm, 48" x 48" - 120x120 sizes in 3/4" - 20mm thickness are suitable for installation onto footing, gravel, sand, grass or onto supports at a maximum raised of 3/4" - 2cm and using 6 supports per slab in order to uniformly distribute the load.

SPECIFICHE PER I MERCATI NORD AMERICA E OCEANIA

Formato 60x60 cm - 20 mm di Spessore

Per la posa delle lastre 60x60 in 20mm di spessore, in applicazione sopraelevata, si raccomanda una sopraelevazione massima del piano di calpestio non superiore a 2cm.

Formati 45x90 - 90x90 - 30x120 - 40x120 - 60x120 - 120x120 - 20 mm di Spessore

I formati 45x90, 90x90, 30x120, 40x120, 60x120, 120x120 in 20mm di spessore sono ritenuti idonei per la posa su massetto, su ghiaia, su sabbia, su erba o su supporti ad una altezza massima di 2cm utilizzando 6 supporti per lastra in modo da distribuire uniformemente i carichi.






















EMPFEHLUNGEN FÜR DIE VERLEGUNG VON LASTRA 20MM ALS DOPPELBODEN






















Format 60x60 cm - 20 mm Stärke

Für die Verlegung von Lastra als Doppelboden im Format 60x60 - 20mm Stärke wird eine Aufbauhöhe von maximal 2cm empfohlen.

Formate 45x90 - 90x90 - 30x120 - 40x120 - 60x120 - 120x120 - 20 mm Stärke

Die Formate 45x90, 90x90, 30x120, 40x120, 60x120, 120x120 in einer Stärke von 20 mm eignen sich für eine Verlegung auf Estrich, Kies, Sand und Rasen oder auf Träger mit einer maximalen Aufbauhöhe der Trittfäche von 2cm unter Verwendung von 6 Träger pro Platte, um die Last gleichmäßig zu verteilen.

SIZE	UP TO 3/4" (2cm)	ABOVE 3/4" (2cm)
FORMATO	FINO A 2 CM 3/4"	OLTRE AI 2CM 3/4"
FORMAT	BIS 2 CM	ÜBER 2 CM
24"x24" 60x60 cm (nominal) 4 supports per slab		4 supports (0,32 pcs/sq ft) please contact your Atlas Concorde sales representative
60x60 cm (nominal) 4 pedestales por losa		4 supporti (0,32 pz/sq ft) contattare il referente commerciale Atlas Concorde
60x60 cm (Nominalstärke) 4 Träger pro Platte		4 Träger (0,32 st/sq ft) bitte kontaktieren sie den handelsvertreter von Atlas Concorde
18"x36" 45x90cm (nominal) 6 supports per slab		6 supports (0,56 pcs/sq ft) please contact your Atlas Concorde sales representative
45x90 cm (nominal) 6 supporti per lastra		6 supporti (0,56 pz/sq ft) contattare il referente commerciale Atlas Concorde
45x90 cm (Nominalstärke) 6 Träger pro Platte		6 Träger (0,56 st/sq ft) bitte kontaktieren sie den handelsvertreter von Atlas Concorde
36"x36" 90x90cm (nominal) 4 supports per slab		4 supports (0,16 pcs/sq ft) please contact your Atlas Concorde sales representative
90x90 cm (nominal) 4 supporti per lastra		4 supporti (0,16 pz/sq ft) contattare il referente commerciale Atlas Concorde
90x90 cm (Nominalstärke) 4 Träger pro Platte		4 Träger (0,16 st/sq ft) bitte kontaktieren sie den handelsvertreter von Atlas Concorde
12"x48" 30x120cm (nominal) 6 supports per slab		6 supports (0,65 pcs/sq ft) please contact your Atlas Concorde sales representative
30x120 cm (nominal) 6 supporti per lastra		6 supporti (0,65 pz/sq ft) contattare il referente commerciale Atlas Concorde
30x120 cm (Nominalstärke) 6 Träger pro Platte		6 Träger (0,65 st/sq ft) bitte kontaktieren sie den handelsvertreter von Atlas Concorde
16"x48" 40x120cm (Nominal) 6 supports per slab		6 supports (0,54 pcs/sq ft) please contact your Atlas Concorde sales representative
40x120 cm (nominal) 6 supporti per lastra		6 supporti (0,54 pz/sq ft) contattare il referente commerciale Atlas Concorde
40x120 cm (Nominalstärke) 6 Träger pro Platte		6 Träger (0,54 st/sq ft) bitte kontaktieren sie den handelsvertreter von Atlas Concorde
24"x48" 60x120cm (Nominal) 6 supports per slab		6 supports (0,32 pcs/sq ft) please contact your Atlas Concorde sales representative
60x120 cm (nominal) 6 supporti per lastra		6 supporti (0,32 pz/sq ft) contattare il referente commerciale Atlas Concorde
60x120 cm (Nominalstärke) 6 Träger pro Platte		6 Träger (0,32 st/sq ft) bitte kontaktieren sie den handelsvertreter von Atlas Concorde
48"x48" 120x120cm (nominal) 8 supports per slab		8 supports (0,27 pcs/sq ft) please contact your Atlas Concorde sales representative
60x120 cm (nominal) 8 supporti per lastra		8 supporti (0,27 pz/sq ft) contattare il referente commerciale Atlas Concorde
120x120 cm (nominal) 8 supporti per lastra		8 Träger (0,27 st/sq ft) bitte kontaktieren sie den handelsvertreter von Atlas Concorde

SIZE	JUSQU'À 2 CM - 3/4"	AU-DELÀ DE 2 CM - 3/4"
FORMATO	HASTA 2 CM - 3/4"	MÁS DE 2 CM - 3/4"
ФОРМАТ	ДО 2 CM	БОЛЕЕ 2 CM
60x60 cm (nominal) 4 support par plaque		4 support (0,32 pcs/sq ft) contacter le représentant d'Atlas Concorde
60x60 cm (nominal) 4 pedestales por losa		4 pedestales (0,32 pcs/sq ft) ponerse en contacto con el agente de Atlas Concorde
60x60 см (номинальный) 4 опоры на каждую плитку		4 опор (0,32 Шт./м²) обратитесь к представителю Atlas Concorde
45x90 cm (nominal) 6 support par plaque		6 support (0,56 pcs/sq ft) contacter le représentant d'Atlas Concorde
45x90 cm (nominal) 6 pedestales por losa		6 pedestales (0,56 pcs/sq ft) ponerse en contacto con el agente de Atlas Concorde
45x90 см (номинальный) 6 опоры на каждую плитку		6 опор (0,56 Шт./м²) обратитесь к представителю Atlas Concorde
36"x36" 90x90cm (nominal) 4 supports per slab		4 support (0,16 pcs/sq ft) contacter le représentant d'Atlas Concorde
90x90 cm (nominal) 4 supporti per lastra		4 pedestales (0,16 pcs/sq ft) ponerse en contacto con el agente de Atlas Concorde
90x90 см (номинальный) 4 опоры на каждую плитку		4 опор (0,16 Шт./м²) обратитесь к представителю Atlas Concorde
30x120 cm (nominal) 6 support par plaque		6 support (0,65 pcs/sq ft) contacter le représentant d'Atlas Concorde
30x120 cm (nominal) 6 pedestales por losa		6 pedestales (0,65 pcs/sq ft) ponerse en contacto con el agente de Atlas Concorde
30x120 см (номинальный) 6 опоры на каждую плитку		6 опор (0,65 Шт./м²) обратитесь к представителю Atlas Concorde
40x120 cm (nominal) 6 support par plaque		6 support (0,42 pcs/sq ft) contacter le représentant d'Atlas Concorde
40x120 cm (nominal) 6 pedestales por losa		6 pedestales (0,42 pcs/sq ft) ponerse en contacto con el agente de Atlas Concorde
40x120 см (номинальный) 6 опоры на каждую плитку		6 опор (0,42 Шт./м²) обратитесь к представителю Atlas Concorde
60x120 cm (nominal) 6 support par plaque		6 support (0,32 pcs/sq ft) contacter le représentant d'Atlas Concorde
60x120 cm (nominal) 6 pedestales por losa		6 pedestales (0,32 pcs/sq ft) ponerse en contacto con el agente de Atlas Concorde
60x120 см (номинальный) 6 опоры на каждую плитку		6 опор (0,32 Шт./м²) обратитесь к представителю Atlas Concorde
120x120 cm (nominal) 8 support par plaque		8 support (0,27 pcs/sq ft) contacter le représentant d'Atlas Concorde
120x120 cm (nominal) 8 pedestales por losa		8 pedestales (0,27 pcs/sq ft) ponerse en contacto con el agente de Atlas Concorde
120x120 см (номинальный) 8 опоры на каждую плитку		8 опор (0,27 Шт./м²) обратитесь к представителю Atlas Concorde

INDICATIONS POUR LE MARCHÉ DE L'AMÉRIQUE DU NORD ET OCÉANIE

Format 60x60 cm en 20 mm d'épaisseur

Pour la pose surélevée des dalles au format 60x60 - 20 mm d'épaisseur, nous conseillons une hauteur maximale du plan de plancher de 2 cm.

Format 45x90, 90x90, 30x120, 40x120, 60x120, 120x120 en 20 mm d'épaisseur

Les formats 45x90, 90x90, 30x120, 40x120, 60x120, 120x120 20 mm d'épaisseur sont adapte à la pose sur chape, gravier, sable et gazon ou sur des pieds à une hauteur maximale du plancher de 2 cm et en utilisant 6 pieds par dalle de façon à distribuer uniformément la charge.

ESPECIFICACIONES PARA EL MERCADO DE NORTEAMÉRICA Y OCEANÍA

Formato 60x60 cm en 20 mm de espesor

Para la colocación sobreelevada de losas de formato 60x60 - 20 mm de espesor, se recomienda que el plano transitable esté a una altura máxima de - 2 cm.

Formatos 45x90, 90x90, 30x120, 40x120, 60x120, 120x120 - 20 mm de espesor

Los formatos 45x90, 90x90, 30x120, 40x120, 60x120, 120x120 en 20 mm de espesor son adecuados para ser colocado sobre contrapiso, grava, arena y césped o sobre apoyos a una altura máxima del plano transitable de 2 cm y empleando 6 pedestales por losa en modo de distribuir uniformemente la carga.

РЕКОМЕНДАЦИИ ПО УКЛАДКЕ ПЛИТОК LASTRA 20MM НА ОПОРЫ

формат 60x60 см, толщина 20 мм

При укладке плиток формата 60x60 толщиной 20мм рекомендуется устанавливать их на высоту не более 2см.

форматы 45x90 - 90x90 - 30x120 - 40x120 - 60x120 - 120x120 см толщиной 20 мм

подходит для укладки на стяжку, гравий, песок, траву или на опоры высотой не более 2см с использованием 6 опор на каждую плитку для равномерного распределения нагрузок.

recommendations for raised installation

RACCOMANDAZIONI PER LA POSA SOPRAELEVATA
EMPFEHLUNGEN FÜR DIE VERLEGUNG ALS DOPPELBODEN
CONSEILS POUR LA POSE SURÉLEVÉE
RECOMENDACIONES PARA LA COLOCACIÓN SOBREELEVADA
РЕКОМЕНДАЦИИ ПО УКЛАДКЕ В ВИДЕ ФАЛЬШПОЛА

Tiles requiring the application of a glass fibre double net or a galvanized steel sheet can be supplied with proper backing by Atlas Concorde.


Le piastrelle che richiedono l'applicazione di doppia rete in fibra di vetro o di foglio in acciaio zincato sono fornite con la necessaria lavorazione da Atlas Concorde.

Fliesen, für die die Anwendung eines doppelten Glasfasernetz oder eines verzinkten Stahlblechs notwendig ist, werden mit dieser Bearbeitung durch Atlas Concorde geliefert.

Les carreaux qui exigent l'application d'un double treillis en fibre de verre ou d'une feuille en acier galvanisé sont fournis avec le traitement nécessaire réalisé par Atlas Concorde.

Las baldosas que requieren la aplicación de una red doble de fibra de vidrio o de una lámina de acero cincado son entregadas por Atlas Concorde con la elaboración necesaria.

Плитки, требующие приклеивания двойной стекловолоконной сетки или стального оцинкованного листа, поставляются с соответствующей обработкой Atlas Concorde.



WARNING

OUTDOOR PAVINGS INSTALLED UNGLUED ABOVE THE GROUND LEVEL ARE SUBJECT TO THE ACTION OF THE WIND, WITH THE RISK, IN SOME CASES, OF BECOMING AIRBORNE THE MANUFACTURER RECOMMENDS TO REQUIRE THE ASSISTANCE OF A QUALIFIED PROFESSIONAL IN ORDER TO CHECK THE SUITABILITY OF THE INSTALLATION SYSTEM ABOVE THE GROUND ADOPTED, IN ACCORDANCE WITH THE LOCAL LAWS AND REGULATIONS AND THE CONDITIONS OF USE. FAILURE TO DO SO COULD RESULT IN SERIOUS INJURY OR PROPERTY DAMAGE.

A CERAMIC SLAB INSTALLED ON A RAISED PEDESTAL SYSTEM MAY FRACTURE ON IMPACT IF A HEAVY OBJECT IS DROPPED ONTO IT FROM A HEIGHT, WITH A RISK OF INJURY TO ANYONE STANDING OR WALKING ON SUCH SLAB. FAILURE TO ADHERE TO THE MANUFACTURER'S INSTRUCTIONS FOR INSTALLATION OF SLABS ON RAISED PEDESTAL SYSTEMS MAY RESULT IN SERIOUS INJURY.

For further information and recommendations concerning the installation systems please refer to the outdoor section on the atlas concorde website or to the outdoor catalogue.

ATTENZIONE

LE PAVIMENTAZIONI DA ESTERNO POSATE A SECCO IN QUOTA SONO SOGGETTE ALL'AZIONE DEL VENTO, CON IL RISCHIO DI SOLLEVAMENTO DELLE LASTRE. IL PRODUTTORE RACCOMANDA DI FAR VERIFICARE L'IDONEITÀ DEL SISTEMA DI POSA IN QUOTA DA UN TECNICO ABILITATO IN BASE ALLA NORMATIVA LOCALE VIGENTE ED ALLE CONDIZIONI D'USO, AL FINE DI EVITARE IL RISCHIO DI DANNI A PERSONE E COSE.

UNA LASTRA CERAMICA POSATA SU UN SISTEMA SOPRAELEVATO PUÒ ROMPERSI PER IMPATTO QUALORA UN OGGETTO PESANTE CADDA SULLA STESSA DA UNA CERTA ALTEZZA, CON IL RISCHIO DI SERI DANNI PER CHIUNQUE POSSA SOSTARE O TRANSITARE SULLA PIASTRELLA STESSA. IL MANCATO RISPETTO DELLE ISTRUZIONI FORNITE DAL PRODUTTORE RELATIVE ALLA POSA SU SISTEMI SOPRAELEVATI PUÒ PROVOCARE SERI DANNI ALLA PERSONE.

Per maggiori informazioni e raccomandazioni di posa si rimanda alla sezione LASTRA 20mm del sito atlas concorde o al catalogo LASTRA 20mm.

WARNUNG

BODENBELÄGE DIE TROCKEN IM AUSSENBEREICH IN DER HÖHE VERLEGT WERDEN, UNTERLIEGEN DER WIRKUNG DES WINDES, WODURCH DIE GEFAHR BESTEHT, DASS DIE PLATTEN AUFGEWORFEN WERDEN. DER HERSTELLER ERTEILT DAHER DIE EMPFEHLUNG, DASS DIE EIGNUNG DES SYSTEMS FÜR EINE VERLEGUNG IN DER HÖHE DURCH EINEN ZUGELASSENEN SACHVERSTÄNDIGEN ÜBERPRÜFT WIRD, WOBEI DIE LOKAL GÜLTIGEN VORSCHRIFTEN UND NUTZUNGSBEDINGUNGEN ZU BEACHTEN SIND, UM DIE GEFAHR VON PERSONEN- UND SACHSCHÄDEN ZU VERMEIDEN.

EINE KERAMIKPLATTE DIE AUF EINEM DOPPELBODENSYSTEM VERLEGT IST, KANN DURCH DEN AUFPRALL EINES AUS EINER BESTIMMTEN HÖHE HERABFALLENDEN GEGENSTANDES ZERBRECHEN. HIER BESTEHT DAS RISIKO SCHWERER VERLETZUNGEN FÜR ALL JENE DIE AUF DER FLIESE GEHEN, ODER STEHEN. BEI NICHTBERÜCKSICHTIGUNG DER VOM HERSTELLER VORGEGEBENEN VERLEGEVORSCHRIFTEN FÜR DOPPELBODENSYSTEME, KANN ES ZU SCHWERWIEGENDEN VERLETZUNGEN DER PERSONEN KOMMEN.

Für genauere informationen und verlegehinweise verweisen wir auf unsere webseite LASTRA 20mm atlas concorde oder auf unseren katalog LASTRA 20mm.

AVERTISSEMENT

LES DALLAGES EXTÉRIEURS POSÉS SANS COLLAGE SONT SOUMIS À L'ACTION DU VENT, AVEC LE RISQUE DE SOULÈVEMENT DES PLAQUES, NOTAMMENT CEUX POSÉS AUX ÉTAGES D'UN BÂTIMENT. LE FABRICANT RECOMMANDE DE FAIRE VÉRIFIER PAR UN TECHNICIEN QUALIFIÉ LA BONNE ADAPTATION DU SYSTÈME DE POSE EN ÉTAGES AVEC LA RÉGLEMENTATION EN VIGUEUR ET LES CONDITIONS D'UTILISATION LOCALES, AFIN D'ÉVITER LE RISQUE DE DOMMAGES AUX PERSONNES ET AUX BIENS.

UNE DALLE CÉRAMIQUE POSÉE SUR UN SYSTÈME SURÉLEVÉ PEUT SE CASSER À LA SUITE D'UN IMPACT D'UN OBJET LOURD QUI Y CHUTERAIT D'UNE CERTAINE HAUTEUR, AVEC LE RISQUE DE SÉRIEUX DOMMAGES POUR QUICONQUE STATIONNERAIT OU TRANSITERAIT SUR CE CARREAU. LE NON RESPECT DES INSTRUCTIONS FOURNIES PAR LE FABRICANT RELATIVES À LA POSE SUR DES SYSTÈMES SURÉLEVÉS PEUT PROVOQUER DE SÉRIEUX DOMMAGES AUX PERSONNES.

Pour toutes informations complémentaires et recommandations de pose, veuillez vous référer à notre site atlas concorde LASTRA 20mm ou à notre catalogue LASTRA 20mm.

ATENCIÓN

LAS PAVIMENTACIONES DE EXTERIORES COLOCADAS EN SECO EN ALTURA ESTÁN SOMETIDAS A LA ACCIÓN DEL VIENTO, CON EL RIESGO DEL LEVANTAMIENTO DE LAS LOSAS. EL PRODUCTOR ACONSEJA HACER VERIFICAR LA IDONEIDAD DEL SISTEMA DE COLOCACIÓN EN ALTURA POR UN TÉCNICO CALIFICADO EN BASE A LA NORMATIVA LOCAL VIGENTE Y A LAS CONDICIONES DE USO, A FIN DE EVITAR EL RIESGO DE DAÑOS A PERSONAS Y COSAS.

UNA LOSA CERÁMICA COLOCADA SOBRE UN SISTEMA ELEVADO PUEDE ROMPERSE PRODUCTO DE UN IMPACTO EN CASO DE QUE UN OBJETO PESADO CAIGA SOBRE ELLA DESDE UNA CIERTA ALTURA, CON EL RIESGO DE SERIOS DAÑOS PARA CUALQUIERA QUE PUEDA DETENERSE O PASAR SOBRE DICHA BALDOSA. NO RESPETAR LAS INSTRUCCIONES ENTREGADAS POR EL FABRICANTE RESPECTO DE LA COLOCACIÓN SOBRE SISTEMAS SOBREELEVADOS PUEDE PROVOCAR SERIOS DAÑOS A LAS PERSONAS.

Para más informaciones y consejos de colocación se aconseja consultar la sección LASTRA 20mm del sitio atlas concorde o el catálogo LASTRA 20mm.

ВНИМАНИЕ

УЛИЧНЫЕ ПОКРЫТИЯ, УЛОЖЕННЫЕ БЕСКЛЕЕВЫМ СПОСОБОМ НА ОПОРЫ, ПОДВЕРЖЕНЫ ВОЗДЕЙСТВИЮ ВЕТРА И, КАК СЛЕДСТВИЕ, РИСКУ ПОДЪЕМА ИЛИ ОТРЫВА ПЛИТОК. ПОЭТОМУ, ВО ИЗБЕЖАНИЕ ТРАВМИРОВАНИЯ ЛЮДЕЙ ИЛИ ПОВРЕЖДЕНИЯ ИМУЩЕСТВА, СИСТЕМА УКЛАДКИ ДЛЯ СООТВЕТСТВУЮЩИХ УСЛОВИЙ ЭКСПЛУАТАЦИИ И ЕЕ СООТВЕТСТВИЕ МЕСТНЫМ НОРМАМ И ПРАВИЛАМ ДОЛЖНЫ БЫТЬ ПРОВЕРЕНЫ КВАЛИФИЦИРОВАННЫМ СПЕЦИАЛИСТОМ.

ПАДЕНИЕ ТЯЖЕЛОГО ПРЕДМЕТА С БОЛЬШОЙ ВЫСОТЫ МОЖЕТ ПОВЛЕЧЬ ЗА СОБОЙ РАЗЛОМ УЛОЖЕННОЙ НА ОПОРЫ ПЛИТКИ С РИСКОМ ПОЛУЧЕНИЯ ТРАВМЫ ДЛЯ ТОГО, КТО НАХОДИТСЯ НА ПЛИТКЕ. НЕСОБЛЮДЕНИЕ ИНСТРУКЦИЙ ПРОИЗВОДИТЕЛЯ ПО УКЛАДКЕ НА ОПОРЫ МОЖЕТ СТАТЬ ПРИЧИНОЙ СЕРЬЕЗНОГО ТРАВМИРОВАНИЯ.

Более подробная информация и рекомендации по укладке доступны в разделе LASTRA 20mm на сайте atlas concorde или в каталоге LASTRA 20mm.

green project

SUSTAINABILITY SOSTENIBILITÀ

In the environmental and economic sciences, sustainability is defined as the condition of development capable of ensuring the satisfaction of the needs of the present generation without compromising the ability of future generations to realize their own. Several international certifications guarantee that the Atlas Concorde products meet the criteria of sustainable construction, attesting to their low impact on the ecosystem, compliance with declared standards and attention to comfort.

Nelle scienze ambientali ed economiche, la sostenibilità è definita come condizione di uno sviluppo in grado di assicurare il soddisfacimento dei bisogni della generazione presente senza compromettere la possibilità delle generazioni future di realizzare i propri. Diverse certificazioni internazionali garantiscono che i prodotti Atlas Concorde rispondono ai criteri del costruire sostenibile, attestandone il basso impatto sull'ecosistema, la conformità agli standard dichiarati e l'attenzione al comfort abitativo.

CERTIFICATIONS / CERTIFICAZIONI



ISO 9001

In 1995 Atlas Concorde obtained ISO 9001 quality certification for its products. It is an international recognition referring to the company's entire quality system, from the receipt of raw materials to their transformation, from the distribution of the product to their placement on the market.

Sin dal 1995 Atlas Concorde ha ottenuto per i propri prodotti la certificazione di qualità ISO 9001. Si tratta di un riconoscimento internazionale riferito all'intero sistema di qualità aziendale, dall'ingresso delle materie prime alla loro trasformazione, dalla distribuzione del prodotto alla sua immissione sul mercato.

LEED V4*

All Atlas Concorde porcelain floor and white body wall tiles can be used in projects that follow the guidelines of the GREEN BUILDING COUNCIL, which promotes the independent certification system LEED BD&C v4 (Leadership in Energy and Environmental Design, Building Design & Construction), whose parameters establish precise criteria for the design and construction of buildings that are healthy, energy efficient and with low environmental impact. All our products in porcelain stoneware and in white clay can therefore contribute to obtaining the LEED V4 rating of buildings, in relation to different areas: Sustainable Sites, Materials and Resources, Internal Environmental Quality.

Tutti i prodotti in gres porcellanato e in pasta bianca Atlas Concorde possono essere utilizzati in progetti che seguono le linee guida del GREEN BUILDING COUNCIL, che promuove il sistema di certificazione indipendente LEED BD&C v4 (Leadership in Energy and Environmental Design, Building Design & Construction), i cui parametri stabiliscono precisi criteri di progettazione e realizzazione di edifici salubri, energeticamente efficienti e a impatto ambientale contenuto. Tutti i nostri prodotti in gres porcellanato e in pasta bianca possono quindi contribuire all'ottenimento del rating LEED V4 degli edifici, relativamente a diverse aree tematiche: Siti Sostenibili, Materiali e Risorse, Qualità ambientale Interna.

EPD

Atlas Concorde also has an EPD declaration, which attests to the environmental sustainability of its products. The EPD (Environmental Product Declaration) also assesses the life cycle of a product, from extraction to production, transport, installation, maintenance, and cleaning. Atlas Concorde's EPD declaration was certified by the independent certifying body EPD ITALY.

Atlas Concorde dispone inoltre di una dichiarazione EPD, che attesta la sostenibilità ambientale dei prodotti. Anche la EPD (Environmental Product Declaration) valuta il ciclo di vita di un prodotto, dall'estrazione all'utilizzo passando per la produzione, il trasporto, l'installazione, la manutenzione e la pulizia. La dichiarazione EPD di Atlas Concorde è stata certificata dall'ente di certificazione indipendente EPD ITALY.

PEF*

The environmental footprint of products (PEF, Product Environmental Footprint, according to Recommendation 2013/179/EU) is a measurement that, based on various criteria, indicates the environmental performance of a product or service over its lifetime, taking into account supply chain activities: from the extraction of raw materials, to the production, use, and end of life of the product. Atlas Concorde has a verified PEF. Atlas Concorde's PEF was verified by the DNV-GL certifying body.

L'impronta ambientale dei prodotti (PEF, Product Environmental Footprint, secondo la Raccomandazione 2013/179/UE) è una misura che, sulla base di vari criteri, indica le prestazioni ambientali di un prodotto o servizio nel corso del proprio ciclo di vita, tenendo conto delle attività della catena di approvvigionamento: dall'estrazione di materie prime, alla produzione, all'uso e fine vita del prodotto. Atlas Concorde dispone di una PEF verificata. La PEF di Atlas Concorde è verificata dall'organismo di certificazione DNV-GL.

For further details, please refer to:
Per ulteriori dettagli, fare riferimento a:
atlasconcorde.com



FDES*

Atlas Concorde has also drafted an FDES environmental declaration (Fiche de déclaration environnementale et sanitaire), this also having the purpose of transparently disclosing the product's impact, covering each phase from product extraction to production and finally laying and use.

Atlas Concorde ha realizzato inoltre la dichiarazione ambientale FDES (Fiche de déclaration environnementale et sanitaire), anch'essa con lo scopo di rendicontare in modo trasparente l'impatto del prodotto, a partire dalla fase di estrazione del prodotto, passando dalla fase di produzione, fino alla posa ed all'utilizzo.



HPD

Atlas Concorde has a HPD (Health Product Declaration) declaration, a complete report on the health characteristics of the finished product, compiled according to the HPD standard.

Atlas Concorde dispone della dichiarazione HPD (Health Product Declaration), un report completo sulle caratteristiche di salubrità del prodotto finito, compilato secondo lo standard HPD.



CAM/ISO 14021

An environmental declaration according to the ISO 14021 international standard, observance of Minimum Environmental Criteria, and the adoption of sustainability policies demonstrate Atlas Concorde's attention to environmental issues and allow the inclusion of its products in Green Public Tenders.

La dichiarazione ambientale secondo lo standard internazionale ISO 14021 ed il rispetto dei requisiti dei Criteri Ambientali Minimi permette ad Atlas Concorde, grazie all'adozione di politiche di sostenibilità, di dimostrare l'attenzione alle problematiche ambientali e proporre l'inserimento dei propri prodotti negli Appalti Pubblici Verdi.



VOC CONTENT

Low-emitting materials with zero emission of volatile organic compounds (VOC). It can contribute to the awarding of 1 LEED credit.

Materiali a bassa emissione con cessione nulla di sostanze organiche volatili (VOC: "volatile organic compounds"). Può contribuire al raggiungimento di 1 credito LEED.



HEAT ISLAND EFFECT

Outdoor products that mitigate the "heat island" phenomenon, thereby reducing effects on the microclimate, the human habitat and wildlife can contribute to earning a LEED credit.

Possono contribuire al raggiungimento di un credito Leed i prodotti che, utilizzati in esterno, mitigano il fenomeno dell'"isola di calore" riducendo gli effetti sul microclima, sull'habitat umano e sulla fauna selvatica.

precautions for cleaning and maintenance

PRECAUZIONI SULLA PULIZIA E MANUTENZIONE
 HINWEISE ZUR PFLEGE UND REINIGUNG
 PRÉCAUTIONS SUR LE NETTOYAGE ET L'ENTRETIEN
 PRECAUCIONES SOBRE LA LIMPIEZA Y MANUTENCIÓN
 ЧИСТКА И УХОД



Cleaning and maintenance procedures can be carried out using a common neutral detergent and a direct water jet: the draining power of inclined surfaces and the presence of open joints between slabs encourages the collection of dirt near the discharge points. For large surfaces, it is recommended the use of a washer-dryer and single-brush machines with soft nylon brushes. Please note that a water patina, due to the surface tension feature of liquids, will tend to form on any outdoor surface even when inclined properly. To remove this patina and obtain the complete drying of the floor, it is recommended to push the water towards joints using a scrubbing-brush or to use a wet and dry vacuum cleaner.

Die Reinigung und Pflege kann mit einem normalen Reinigungsmittel und direktem Wasserstrahl durchgeführt werden: die Drainageleistung von geneigten Flächen und das Vorhandensein von Hohlspalten zwischen den Platten leiten den Schmutz dem Abflusssystem zu. Für große Flächen empfiehlt sich der Einsatz von Reinigungsmaschinen und Bürsten mit weichen Nylonborsten. Wir weisen auch darauf hin, dass sich auf jeder Oberfläche für den Außenbereich, auch wenn sie mit einem ausreichenden Gefälle verlegt worden ist, durch die Wirkung der Oberflächenspannung von Flüssigkeiten am Rand der Oberfläche eine dünne Wasserschicht bildet. Um diese zu beseitigen und für die vollständige und korrekte Trocknung des Bodens empfehlen wir das Wasser mit einer Bürste in Richtung Fugen zu schieben oder einen Flüssigkeitssauger zu verwenden.

Las operaciones de limpieza y manutención pueden ser efectuadas con un normal detergente neutro y un chorro directo de agua: las capacidades drenantes de las superficies inclinadas y la presencia de juntas abiertas entre las losas permiten de hecho encauzar la suciedad hacia los puntos de descarga. Para grandes superficies es aconsejable el empleo de máquinas lavadora-secadora y rotativa pulidora con cerdas de nylon suaves. Además hay que tener presente que sobre cualquier superficie para exteriores, si no es colocada con una inclinación oportuna, en el borde la superficie tiende a formarse una ligera patina de agua producto del efecto de tensión superficial de los líquidos. Para eliminar esta película y conseguir el secado completo y correcto del pavimento, se aconseja empujar el agua con una escoba en dirección de las juntas o emplear un aspira líquidos.

Le operazioni di pulizia e manutenzione possono essere eseguite con un normale detergente neutro e un getto diretto di acqua: le capacità drenanti delle superfici in pendenza e la presenza di fughe aperte tra le lastre consentono infatti di convogliare lo sporco verso i punti di scarico. Per grandi superfici è consigliabile l'utilizzo di macchine lavasciuga e monospazzole con setole in nylon morbide. Si tenga inoltre presente che su qualunque superficie per esterni, seppur posata in opportuna pendenza, tende a formarsi sul bordo della superficie una leggera patina di acqua per via dell'effetto di tensione superficiale dei liquidi. Per eliminare questa patina e ottenere l'asciugatura completa e corretta del pavimento, si consiglia di spingere l'acqua con uno spazzolone verso la direzione delle fughe o di utilizzare un aspiraliquidi.

Les opérations de nettoyage et d'entretien peuvent être effectuées avec un détergent neutre normal et un jet d'eau direct : les capacités drainantes des surfaces en pente et la présence de joints ouverts entre les dalles permettent en effet de diriger les saletés vers les points d'évacuation. Pour des grandes surfaces, nous conseillons d'utiliser des aspirateurs nettoyeurs et des monobrosses équipées de brosses en poils nylon souples. Il convient également de noter que sur toute surface pour l'extérieur non convenablement posée en pente, une légère patine d'eau a tendance à se former à cause de l'effet de tension des liquides en surface. Pour éliminer cette patine et obtenir le séchage complet et correct du sol, nous conseillons de pousser l'eau à l'aide d'une brosse à carrelage en direction des joints ou d'utiliser un aspirateur à liquide.

Чистку плиток можно выполнять нейтральным моющим средством и прямой струей воды: дренажные способности наклонной поверхности и наличие открытых швов между плитками обеспечивают отвод грязной воды к стокам. Для больших поверхностей рекомендуется использовать поломочные машины или однодисковые полотеры с мягкими нейлоновыми щетками. Следует иметь в виду, что на наружных покрытиях, уложенных без надлежащего уклона, в силу явления поверхностного натяжения жидкостей может образоваться тонкая водная пленка. Для ее удаления и полного высушивания покрытия рекомендуется согнать воду щеткой-шваброй в сторону швов или использовать водос.

v-shade colour-shading

STONALIZZAZIONE V-SHADE
 DENUANCEMENT, V-SHADE
 V-SHADE, MARMORIERUNG
 CONTRASTE, V-SHADE
 ЦВЕТОВОЕ ОТЛИЧИЕ, V-SHADE



V1

Uniform appearance

Aspetto uniforme
 Aspect uniforme
 Gleichmäßiges Erscheinungsbild
 Aspecto uniforme
 Однородный вид



V2

Slight variation

Variatione minima
 Variation minimale
 Leichte Abweichung
 Variación mínima
 Минимальная Неоднородность



V3

Moderate variation

Variatione moderata
 Variation Modérée
 Mäßige Abweichung
 Variación moderada
 Умеренная Неоднородность



V4

Substantial variation

Variatione sostanziale
 Variation substantielle
 Grundlegende Abweichung
 Variación sustancial
 Значительная Неоднородность

The V-Shade classification indicates the colour shading level of a product, that is to say the chromatic and/or surface variation among tiles of the same collection. A strong colour shading is typical of ceramic collections that reproduce natural stones and marble. A moderate colour shading is typical of ceramic collections for which a homogeneous chromatic surface is an aesthetic feature of contemporary design.

La classification VShade indique le niveau de gradation du produit, c'est-à-dire de variation chromatique et/ou superficielle entre des dalles d'une même collection. Une forte variation est conseillée lorsque l'on utilise une collection qui rappelle des matériaux naturels comme la pierre et le marbre. Des variations de tons plus modérées caractérisent des collections où l'homogénéité chromatique superficielle est une qualité esthétique ou véritable indice de design contemporain.

La clasificación V-Shade indica el nivel de variación de tono del producto, o de variación cromática y/o superficial que existe entre las baldosas de una misma colección. Una variación de tono significativa es indicada en las colecciones que evocan materiales naturales como la piedra y el mármol. Variaciones de tono más moderadas caracterizan colecciones en que la homogeneidad cromática superficial es un valor estético índice de un diseño contemporáneo.

La classificazione VShade indica il livello di stonalizzazione del prodotto, ovvero di variazione cromatica e/o superficiale che intercorre tra le piastrelle di una stessa collezione. Una forte stonalizzazione è indicata nelle collezioni che richiamano materiali naturali come la pietra e il marmo. Stonalizzazioni più moderate caratterizzano collezioni in cui l'omogeneità cromatica superficiale è un valore estetico indice di un design contemporaneo.

Die Klassifizierung V-Shade gibt das Niveau des Farbverlaufs des Produktes oder die Abweichung des Farbtons und/oder Oberfläche unter den Fliesen der gleichen Kollektion an. Starke Farbunterschiede zeigen sich vor allem in Kollektionen, die natürliche Materialien wie Stein und Marmor nachempfinden. Weniger starke Farbunterschiede kennzeichnen Kollektionen deren Farbhomogenität der Oberflächen ein ästhetischer Wert des zeitgenössischen Designs darstellen.

Классификация V-Shade указывает на уровень цветовой или фактурной неоднородности плиток, т.е. на отличия по цвету или по фактуре между плитками одной коллекции. Высокая цветовая неоднородность присутствует на плитках, имитирующих природные материалы, например, камень или мрамор. Умеренная неоднородность цвета наблюдается на плитках, предназначенных для оформления интерьеров или экстерьеров в современном стиле.

± 20 mm / ± 30 mm

TECHNICAL FEATURES - CARATTERISTICHE TECNICHE - TECHNISCHE DATEN - CARACTÉRISTIQUES TECHNIQUES - CARACTERÍSTICAS TÉCNICAS - ТЕХНИЧЕСКИЕ ХАРАКТЕРИСТИКИ

Compliant with standards EN 14411 annex G group Bla Conforme alla norma EN 14411 Appendice G gruppo Bla - Compliant with standards ISO 13006 annex G group Bla Conforme alla norma ISO 13006 Appendice G gruppo Bla

			Requirements for nominal size N Requisiti per dimensione nominale N			LAISTRA 20mm	
			7 cm ≤ N < 15 cm (mm)	(%)	N ≥ 15 cm (mm)		
Regularity characteristics	Length and width Lunghezza e larghezza	ISO 10545-2	± 0,9 (*)	± 0,6 (*)	± 2,0 (*)	± 0,3 % ± 1,0 mm	
			± 0,5 (**)	± 5 (**)	± 0,5 (**)	± 5,0 % ± 0,5 mm	
	Thickness Spessore	ISO 10545-2	± 0,75 (***)	± 0,5 (***)	± 1,5 (***)	± 0,3 % ± 0,8 mm	
			± 0,75 (****)	± 0,5 (****)	± 2,0 (****)	± 0,3 % ± 1,5 mm	
Rectangularity (Measurement only on short edges when L1 ≥ 3) Ortogonalità (Misurazione da condurre solo sui lati corti quando L1 ≥ 3)	ISO 10545-2	c.c. ± 0,75	c.c. ± 0,5	c.c. ± 2,0	Not applicable to "strong structures" Non applicabile a strutturati forti		
		e.c. ± 0,75	e.c. ± 0,5	e.c. ± 2,0			
Surface flatness Planarità	ISO 10545-2	w. ± 0,75	w. ± 0,5	w. ± 2,0	Not applicable to "strong structures" Non applicabile a strutturati forti		
		e.c. ± 0,75	e.c. ± 0,5	e.c. ± 2,0			
EN 14411 annex G (Group Bla) EN 14411 appendice G (Gruppo Bla)			ISO 13006 annex G (Group Bla) ISO 13006 appendice G (Gruppo Bla)				
Structural characteristics	Water absorption Massa d'acqua assorbita	ISO 10545-3	≤ 0,5% Individual Maximum 0,6% - ≤ 0,5% Valore massimo singolo 0,6%			≤ 0,1 %	
		ASTM C373	Requirement ANSI A137.1 Water Absorption Max ≤ 0,5%			≤ 0,5 %	
Bulk mechanical characteristics	Breaking strength Storzo di rottura	ISO 10545-4	S ≥ 1300 N			S ≥ 10000 N 30mm: S > 20000 N	
			R ≥ 35 N/mm ²			R ≥ 45 N/mm ²	
Bulk mechanical characteristics	Modulus of rupture Resistenza alla flessione	ISO 10545-5	Declared value Dichiarare un valore	Test method available Metodo di prova disponibile	≥ 0,55		
						Impact resistance, as coefficient of restitution Resistenza all'impatto, espresso come coefficiente di restituzione	ISO 10545-5
Surface mechanical characteristics	Mohs hardness Durezza Mohs	EN 101	-				
			Surface mechanical characteristics	Resistance to deep abrasion of unglazed tiles (removed volume) Resistenza all'abrasione profonda delle piastrelle non smaltate (volume materiale asportato)	ISO 10545-6	≤ 175 mm ³	
Thermal and hygroscopic characteristics	Coefficient of thermal linear expansion Coefficiente di dilatazione termica lineare	ISO 10545-8				Declared value Dichiarare un valore	Test method available Metodo di prova disponibile
			Thermal shock resistance Resistenza agli sbalzi termici	ISO 10545-9	Pass according to ISO 10545-1 Test superato in accordo con ISO 10545-1		
Thermal and hygroscopic characteristics	Moisture expansion (in mm/m) Dilatazione all'umidità (in mm/m)	ISO 10545-10				Declared value Dichiarare un valore	Test method available Metodo di prova disponibile
			Thermal and hygroscopic characteristics	Frost resistance Resistenza al gelo	ISO 10545-12		
Physical properties	Bond strength/adhesion for improved cementitious adhesives Adesione a trazione con adesivi cementizi migliorati	EN 1348				Declared value Dichiarare un valore	-
			Physical properties	Reaction to fire Reazione al fuoco	-		
Chemical characteristics	Resistance to household chemicals and swimming pool salts Resistenza ai prodotti chimici di uso domestico ed agli additivi per piscina	ISO 10545-13				Minimum Class B (UB for unglazed tiles) Classe minima B (UB per piastrelle non smaltate)	
			Resistance to low concentrations of acids and alkalis Resistenza a basse concentrazioni di acidi e alcali	ISO 10545-13	Declared Class Dichiarare una Classe	Manufacturer is to state classification Secondo la classificazione indicata dal fabbricante	LA
							Resistance to high concentrations of acids and alkalis Resistenza ad alte concentrazioni di acidi e alcali
Safety characteristics (*)	Resistance to staining Resistenza alle macchie	ISO 10545-14	Declared Class Dichiarare una Classe	Declared Class Dichiarare una Classe	5		
					Safety characteristics (*)	Barefoot Ramp Test Metodo della rampa a piedi nudi	DIN 51097
Safety characteristics (*)	Shod Ramp Test Metodo della rampa "calzata"	DIN 51130	Declared value Dichiarare un valore	-			
					Safety characteristics (*)	Pendulum Friction Test Metodo del Pendolo	UNE-ENV 12633
Safety characteristics (*)	Pendulum Friction Test Metodo del Pendolo	BS 7976-2002	Declared value Dichiarare un valore	-			
					Safety characteristics (*)	Coefficient of friction (COF) Coefficiente di attrito	B.C.R.A. Rep. CEC/81
Safety characteristics (*)	Dynamic coefficient of friction (DCOF) Coefficiente di attrito dinamico	ANSI A137.1-2012	ANSI A.137.1 Requires a minimum value of 0.42 for commercial areas that are likely to be wet.	-			
					Safety characteristics (*)	Pendulum Friction Test Metodo del Pendolo	AS/NZS 4586-2013

(*) Anti-slip performance is guaranteed at the time of delivery of the product. Le prestazioni anti-slip vengono garantite al momento della consegna del prodotto.
 (*) The permissible deviation, in % or mm, of the average size for each tile (2 or 4 sides) from work size (W). Deviazione ammissibile, in % oppure mm, della dimensione media di ogni piastrella (2 oppure 4 lati) dalla dimensione di fabbricazione (W).
 (**) The permissible deviation, in % or mm, of the average thickness for each tile from the work size thickness (W). Deviazione ammissibile, in % oppure mm, dello spessore medio di ogni piastrella dallo spessore riportato nella dimensione di fabbricazione (W).
 (***) The maximum permissible deviation from straightness, in % or mm, related to the corresponding work sizes (W). Deviazione massima ammissibile di rettilineità, in % oppure mm, in rapporto alle dimensioni di fabbricazione (W) corrispondenti.
 (****) The maximum permissible deviation from rectangularity, in % or mm, related to the corresponding work sizes (W). Deviazione massima ammissibile di ortogonalità, in % oppure mm, in rapporto alle dimensioni di fabbricazione (W) corrispondenti.
 c.c. The maximum permissible deviation from centre curvature, in % or mm, related to diagonal calculated from the work sizes (W). Deviazione massima ammissibile della curvatura del centro, in % oppure mm, in rapporto alla diagonale calcolata secondo le dimensioni di fabbricazione (W).
 e.c. The maximum permissible deviation from edge curvature, in % or mm, related to the corresponding work sizes (W). Deviazione massima ammissibile della curvatura dello spigolo, in % oppure mm, in rapporto alle dimensioni di fabbricazione (W) corrispondenti.
 w. The maximum permissible deviation from warpage, in % or mm, related to diagonal calculated from the work sizes (W). Deviazione massima ammissibile dello sverglamento, in % oppure mm, in rapporto alla diagonale calcolata secondo le dimensioni di fabbricazione (W).

± 9 mm / ± 9,5 mm

TECHNICAL FEATURES - CARATTERISTICHE TECNICHE - TECHNISCHE DATEN - CARACTÉRISTIQUES TECHNIQUES - CARACTERÍSTICAS TÉCNICAS - ТЕХНИЧЕСКИЕ ХАРАКТЕРИСТИКИ

Compliant with standards EN 14411 annex G group Bla Conforme alla norma EN 14411 Appendice G gruppo Bla - Compliant with standards ISO 13006 annex G group Bla Conforme alla norma ISO 13006 Appendice G gruppo Bla

			Requirements for nominal size N Requisiti per dimensione nominale N			GRIP Arbor, Arkshade, Boost, Brave, Elic Pro, Exence, Kif, Kone, Nash, Trust	TEXTURED Axi, Elic, Evolve, Mark, Marvel Pro, Marvel Stone, Seastone
			7 cm ≤ N < 15 cm (mm)	(%)	N ≥ 15 cm (mm)		
Regularity characteristics	Length and width Lunghezza e larghezza	ISO 10545-2	± 0,9 (*)	± 0,6 (*)	± 2,0 (*)	± 0,3 % ± 1,0 mm	
			± 0,5 (**)	± 5 (**)	± 0,5 (**)	± 5,0 % ± 0,5 mm	
	Thickness Spessore	ISO 10545-2	± 0,75 (***)	± 0,5 (***)	± 1,5 (***)	± 0,3 % ± 0,8 mm	
			± 0,75 (****)	± 0,5 (****)	± 2,0 (****)	± 0,3 % ± 1,5 mm	
Rectangularity (Measurement only on short edges when L1 ≥ 3) Ortogonalità (Misurazione da condurre solo sui lati corti quando L1 ≥ 3)	ISO 10545-2	c.c. ± 0,75	c.c. ± 0,5	c.c. ± 2,0	Not applicable to "strong structures" Non applicabile a strutturati forti		
		e.c. ± 0,75	e.c. ± 0,5	e.c. ± 2,0			
Surface flatness Planarità	ISO 10545-2	w. ± 0,75	w. ± 0,5	w. ± 2,0	Not applicable to "strong structures" Non applicabile a strutturati forti		
		e.c. ± 0,75	e.c. ± 0,5	e.c. ± 2,0			
EN 14411 annex G (Group Bla) EN 14411 appendice G (Gruppo Bla)			ISO 13006 annex G (Group Bla) ISO 13006 appendice G (Gruppo Bla)				
Structural characteristics	Water absorption Massa d'acqua assorbita	ISO 10545-3	≤ 0,5% Individual Maximum 0,6% - ≤ 0,5% Valore massimo singolo 0,6%			≤ 0,1 %	
		ASTM C373	Requirement ANSI A137.1 Water Absorption Max ≤ 0,5%			≤ 0,5 %	
Bulk mechanical characteristics	Breaking strength Storzo di rottura	ISO 10545-4	S ≥ 1300 N			S ≥ 1500 N	
			R ≥ 35 N/mm ²			R ≥ 40 N/mm ²	
Bulk mechanical characteristics	Modulus of rupture Resistenza alla flessione	ISO 10545-5	Declared value Dichiarare un valore	Test method available Metodo di prova disponibile	≥ 0,55		
						Impact resistance, as coefficient of restitution Resistenza all'impatto, espresso come coefficiente di restituzione	ISO 10545-5
Surface mechanical characteristics	Mohs hardness Durezza Mohs	EN 101	-				
			Surface mechanical characteristics	Resistance to deep abrasion of unglazed tiles (removed volume) Resistenza all'abrasione profonda delle piastrelle non smaltate (volume materiale asportato)	ISO 10545-6	≤ 175 mm ³	
Thermal and hygroscopic characteristics	Coefficient of thermal linear expansion Coefficiente di dilatazione termica lineare	ISO 10545-8				Declared value Dichiarare un valore	Test method available Metodo di prova disponibile
			Thermal shock resistance Resistenza agli sbalzi termici	ISO 10545-9	Pass according to ISO 10545-1 Test superato in accordo con ISO 10545-1		
Thermal and hygroscopic characteristics	Moisture expansion (in mm/m) Dilatazione all'umidità (in mm/m)	ISO 10545-10				Declared value Dichiarare un valore	Test method available Metodo di prova disponibile
			Thermal and hygroscopic characteristics	Frost resistance Resistenza al gelo	ISO 10545-12		
Physical properties	Bond strength/adhesion for improved cementitious adhesives Adesione a trazione con adesivi cementizi migliorati	EN 1348				Declared value Dichiarare un valore	-
			Physical properties	Reaction to fire Reazione al fuoco	-		
Chemical characteristics	Resistance to household chemicals and swimming pool salts Resistenza ai prodotti chimici di uso domestico ed agli additivi per piscina	ISO 10545-13				Minimum Class B (UB for unglazed tiles) Classe minima B (UB per piastrelle non smaltate)	
			Resistance to low concentrations of acids and alkalis Resistenza a basse concentrazioni di acidi e alcali	ISO 10545-13	Declared Class Dichiarare una Classe	Manufacturer is to state classification Secondo la classificazione indicata dal fabbricante	LA
							Resistance to high concentrations of acids and alkalis Resistenza ad alte concentrazioni di acidi e alcali
Safety characteristics (*)	Resistance to staining Resistenza alle macchie	ISO 10545-14	Declared Class Dichiarare una Classe	Declared Class Dichiarare una Classe	5		
					Safety characteristics (*)	Barefoot Ramp Test Metodo della rampa a piedi nudi	DIN 51097
Safety characteristics (*)	Shod Ramp Test Metodo della rampa "calzata"	DIN 51130	Declared value Dichiarare un valore	-			
					Safety characteristics (*)	Pendulum Friction Test Metodo del Pendolo	UNE-ENV 12633
Safety characteristics (*)	Pendulum Friction Test Metodo del Pendolo	BS 7976-2002	Declared value Dichiarare un valore	-			
					Safety characteristics (*)	Coefficient of friction (COF) Coefficiente di attrito	B.C.R.A. Rep. CEC/81
Safety characteristics (*)	Dynamic coefficient of friction (DCOF) Coefficiente di attrito dinamico	ANSI A137.1-2012	ANSI A.137.1 Requires a minimum value of 0.42 for commercial areas that are likely to be wet.	-			
					Safety characteristics (*)	Pendulum Friction Test Metodo del Pendolo	AS/NZS 4586-2013

(*) Anti-slip performance is guaranteed at the time of delivery of the product. Le prestazioni anti-slip vengono garantite al momento della consegna del prodotto.
 (*) The permissible deviation, in % or mm, of the average size for each tile (2 or 4 sides) from work size (W). Deviazione ammissibile, in % oppure mm, della dimensione media di ogni piastrella (2 oppure 4 lati) dalla dimensione di fabbricazione (W).
 (**) The permissible deviation, in % or mm, of the average thickness for each tile from the work size thickness (W). Deviazione ammissibile, in % oppure mm, dello spessore medio di ogni piastrella dallo spessore riportato nella dimensione di fabbricazione (W).
 (***) The maximum permissible deviation from straightness, in % or mm, related to the corresponding work sizes (W). Deviazione massima ammissibile di rettilineità, in % oppure mm, in rapporto alle dimensioni di fabbricazione (W) corrispondenti.
 (****) The maximum permissible deviation from rectangularity, in % or mm, related to the corresponding work sizes (W). Deviazione massima ammissibile di ortogonalità, in % oppure mm, in rapporto alle dimensioni di fabbricazione (W) corrispondenti.
 c.c. The maximum permissible deviation from centre curvature, in % or mm, related to diagonal calculated from the work sizes (W). Deviazione massima ammissibile della curvatura del centro, in % oppure mm, in rapporto alla diagonale calcolata secondo le dimensioni di fabbricazione (W).
 e.c. The maximum permissible deviation from edge curvature, in % or mm, related to the corresponding work sizes (W). Deviazione massima ammissibile della curvatura dello spigolo, in % oppure mm, in rapporto alle dimensioni di fabbricazione (W) corrispondenti.
 w. The maximum permissible deviation from warpage, in % or mm, related to diagonal calculated from the work sizes (W). Deviazione massima ammissibile dello sverglamento, in % oppure mm, in rapporto alla diagonale calcolata secondo le dimensioni di fabbricazione (W).

TECHNICAL INFORMATION

packaging

IMBALLI
VERPACKUNG
PACKAGING ET EMBALLAGES
PACKAGING Y EMBALAJES
УПАКОВКА

	Pieces x box Pezzi x scatola Stück pro Karton Pièces par boîte Piezas por caja Штук в коробке	M² x box M² x scatola M² pro Karton M² par boîte M² por caja Кв.м в коробке	Boxes x pallet Scatole x pallet Kartons pro Palette Boîtes par palette Cajas por pallet Коробок на поддоне	Kg x box Kg x scatola Kg pro Karton Kg par boîte Kg por caja кг в коробке	M2 x pallet M2 x pallet M² pro Palette M² par palette M² por pallet Кв.м на поддоне
± 20 mm					
30x60	3	0,54	40	24	21,6
60x60	2	0,72	30	33	21,6
45x90	2	0,81	27	37	21,87
30x120	2	0,72	36	33	25,92
40x120	2	0,96	24	41,5	23,04
60x120	1	0,72	35	33	25,2
90x90	1	0,81	18	37,6	14,58
120x120	1	1,44	20	67,6	28,8
± 30 mm					
60x60	1	0,36	40	23,6	14,4
± 9 mm / ± 9,5 mm					
30x60	7	1,26	40	24,85	50,4
60x60	3	1,08	40	24,21	43,2
22,5x90	6	1,215	36	25,2	43,74
37,5x75	4	1,125	48	25	54
20x120	6	1,44	32	31,1	46,08
18,5x150	4	1,11	40	24,96	44,4
120x120	2	2,88	20	58	57,6



MADE IN ITALY. MADE TO EXCEL.

MADE IN ITALY

The Made in Italy logo of Atlas Concorde stands for style, quality and ethics. Having firmly adhered to the Ethical Code promoted by Confindustria Ceramica, Atlas Concorde places the Made in Italy logo on all the products designed and produced in Italy, that is to say ceramic tiles, decorations and the majority of special trim tiles. Only a small amount of the latter is manufactured in Spain. Atlas Concorde products are produced using eco-friendly technologies, top quality and safe raw materials with the best working conditions guaranteed for our personnel. For these reasons, Atlas Concorde's Made in Italy is the expression of strong values such as style, design, product quality, and respect for the environment and the people who live in it.

Il marchio Made in Italy di Atlas Concorde è sinonimo di stile, qualità ed etica. Avendo aderito con convinzione al Codice Etico di Confindustria Ceramica, Atlas Concorde appone il marchio Made in Italy su tutti i prodotti studiati, progettati e realizzati in Italia, nella fattispecie tutte le piastrelle di ceramica, le decorazioni e la maggioranza dei pezzi speciali. Solo un ristretto numero di questi ultimi è fabbricato in Spagna. I prodotti Atlas Concorde sono inoltre realizzati con tecnologie rispettose dell'ambiente, utilizzando materie prime eccellenti e sicure, garantendo le migliori condizioni di lavoro. Per queste ragioni il Made in Italy di Atlas Concorde è espressione di valori forti quali stile, design, qualità del prodotto, attenzione all'ambiente e alle persone.



Ceramics of Italy

The Ceramics of Italy logo is an exclusive identification on ceramic products which have effectively been made in Italy by companies that are a part of the Confindustria Ceramica and who adhered to its Ethical Code. This Code, promoted and created by Confindustria Ceramica, commits all companies to communicate, clearly and with transparency, the origin of their products.

Il marchio Ceramics of Italy contrassegna esclusivamente i prodotti ceramici effettivamente realizzati in Italia da un'azienda associata a Confindustria Ceramica che ha sottoscritto il Codice Etico. Il Codice, redatto dalla stessa Confindustria Ceramica, impegna a comunicare con chiarezza l'origine dei prodotti.

www.ceramica.info

CERAMICHE ATLAS CONCORDE S.p.A.
Via Canaletto 141
41042 Spezzano di Fiorano (MO) – Italia

ATLAS CONCORDE USA, Inc.
117 Seaboard Lane - Suite 170
Franklin, TN 37067 - USA

ATLAS CONCORDE RUSSIA
Business centre "Meliora Place"
Prospekt Mira 6, 129090 Moscow – Russia

atlasconcorde.com



Copyright 2019 by Ceramiche Atlas Concorde S.p.A.
(Spezzano di Fiorano, MO - Italy)
April 2019