


# 3DWALLWORLD



SURFACES COME TO LIGHT



## Surfaces come to light

A comprehensive collection of 3D surfaces for design, with stylistic inspirations and different looks for maximum customization.

Una raccolta completa di superfici 3D per il design, con ispirazioni stilistiche e look differenti, per la massima personalizzazione.

Un choix complet de surfaces 3D pour le design, aux styles et looks de différentes inspirations pour le maximum de personnalisation.

Eine komplette Sammlung aus 3D-Designbelägen mit unterschiedlichen Stilinspirationen und Looks, die auf vielfache Weise personalisierbar sind.

Una colección completa de superficies 3D para el diseño, con diferentes inspiraciones estilísticas y aspectos para una máxima personalización.

Рельефная плитка с различными рисунками и стилистическими эффектами для максимальной индивидуализации дизайна.

INDEX



OVERVIEW



IMAGE  
GALLERY



PRODUCT  
RANGE



SURFACE  
RANGE



TECHNICAL  
SPECIFICATIONS



ENJOY  
THE VIDEO







# Index

- ◇ Overview
- ◇ Image gallery
  - ◇ 3D WALL PLASTER
  - ◇ 3D WALL CARVE
  - ◇ 3D WALL DESIGN
  - ◇ 3D WALL CONCRETE LOOK
- ◇ Product Range
  - ◇ 3D WALL PLASTER
  - ◇ 3D WALL CARVE
  - ◇ 3D WALL DESIGN
  - ◇ 3D WALL CONCRETE LOOK
- ◇ Surface Range
- ◇ Technical Specifications

OVERVIEW >

IMAGE GALLERY >

PRODUCT RANGE >

SURFACE RANGE >

TECHNICAL SPECIFICATIONS >

ENJOY THE VIDEO



The three-dimensional touch of design



OVERVIEW



IMAGE GALLERY



PRODUCT RANGE



SURFACE RANGE



TECHNICAL SPECIFICATIONS



ENJOY THE VIDEO







# Made of light



The 3D textures create a continuous dialog between light and matter. The light and shadows sculpt the surface, creating effects that bring the space to life.

Le texture 3D sono un dialogo continuo tra luce e materia. I chiaroscuri scolpiscono la superficie, creando giochi di luce che decorano l'ambiente.

Les textures 3D sont un dialogue continu entre lumière et matériau. Les clairs-obscurs sculptent la surface, en créant des jeux de lumière qui caractérisent l'espace.

Die 3D-Strukturen sorgen für einen kontinuierlichem Dialog zwischen Licht und Materie. Helldunkleffekte modellieren die Oberfläche und erzeugen Lichtspiele, die das Ambiente prägen.

Las texturas 3D son un diálogo continuo entre la luz y la materia. Los claroscuros esculpen la superficie, creando juegos de luz que caracterizan el ambiente.

3D-узоры – это непрерывный диалог между светом и материалом. Светотень придает поверхности скульптурность, а интерьеру в целом – яркую индивидуальность.

OVERVIEW >

IMAGE GALLERY >

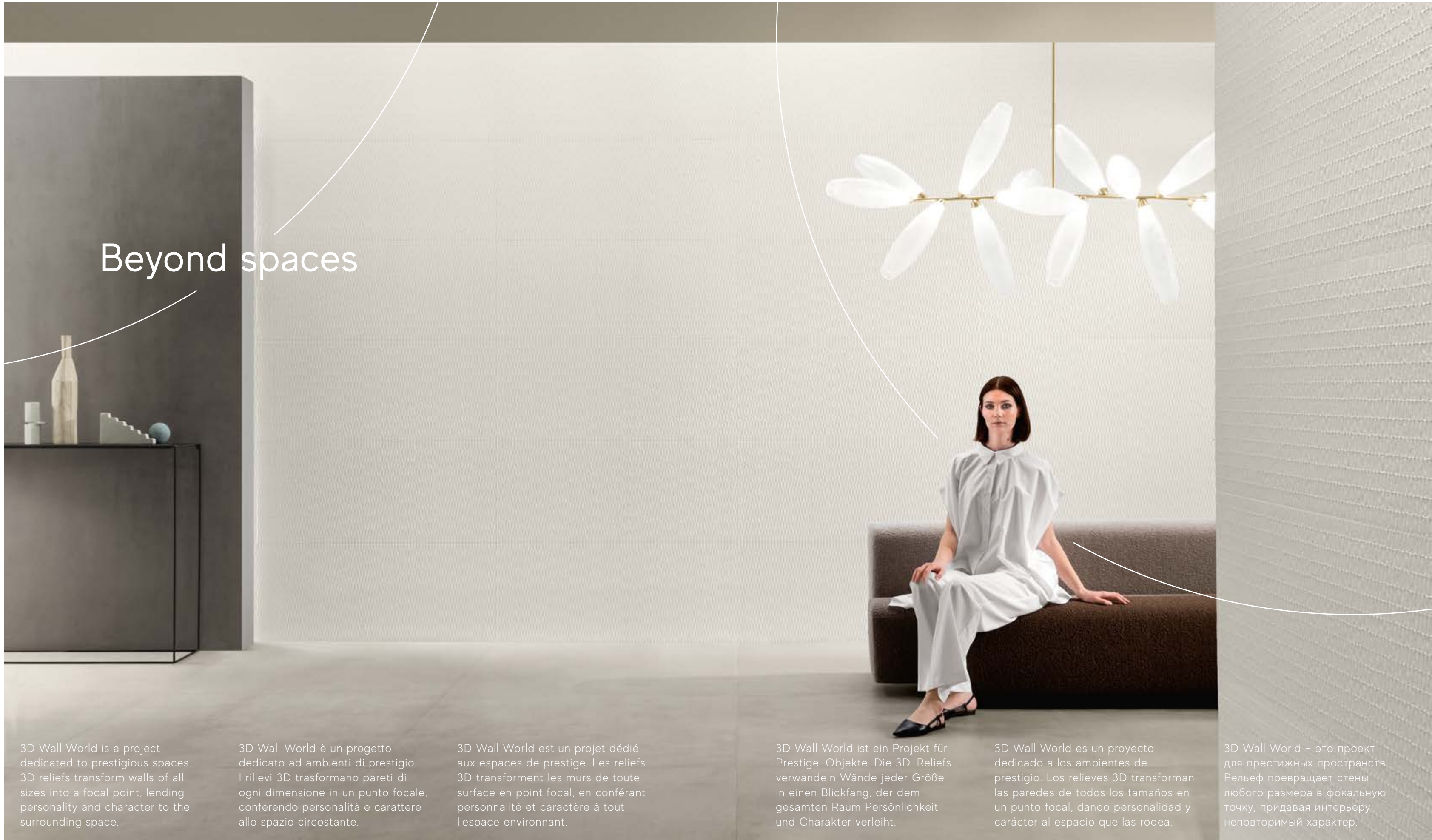
PRODUCT RANGE >

SURFACE RANGE >

TECHNICAL SPECIFICATIONS >

ENJOY THE VIDEO ▶





# Beyond spaces

3D Wall World is a project dedicated to prestigious spaces. 3D reliefs transform walls of all sizes into a focal point, lending personality and character to the surrounding space.

3D Wall World è un progetto dedicato ad ambienti di prestigio. I rilievi 3D trasformano pareti di ogni dimensione in un punto focale, conferendo personalità e carattere allo spazio circostante.

3D Wall World est un projet dédié aux espaces de prestige. Les reliefs 3D transforment les murs de toute surface en point focal, en conférant personnalité et caractère à tout l'espace environnant.

3D Wall World ist ein Projekt für Prestige-Objekte. Die 3D-Reliefs verwandeln Wände jeder Größe in einen Blickfang, der dem gesamten Raum Persönlichkeit und Charakter verleiht.

3D Wall World es un proyecto dedicado a los ambientes de prestigio. Los relieves 3D transforman las paredes de todos los tamaños en un punto focal, dando personalidad y carácter al espacio que las rodea.

3D Wall World – это проект для престижных пространств. Рельеф превращает стены любого размера в фокальную точку, придавая интерьеру неповторимый характер.

OVERVIEW



IMAGE GALLERY



PRODUCT RANGE



SURFACE RANGE



TECHNICAL SPECIFICATIONS



ENJOY THE VIDEO







# The collections

**3DWALL**  
PLASTER

**3DWALL**  
CARVE

**3DWALL**  
DESIGN

**3DWALL**  
CONCRETE LOOK

The three-dimensional surfaces of 3D Wall World are an expression of four different stylistic inspirations: 3D Wall Plaster, 3D Wall Carve, 3D Wall Design, and 3D Wall Concrete Look.

Le superfici tridimensionali di 3D Wall World sono l'espressione di quattro diverse ispirazioni stilistiche: 3D Wall Plaster, 3D Wall Carve, 3D Wall Design, 3D Wall Concrete Look.

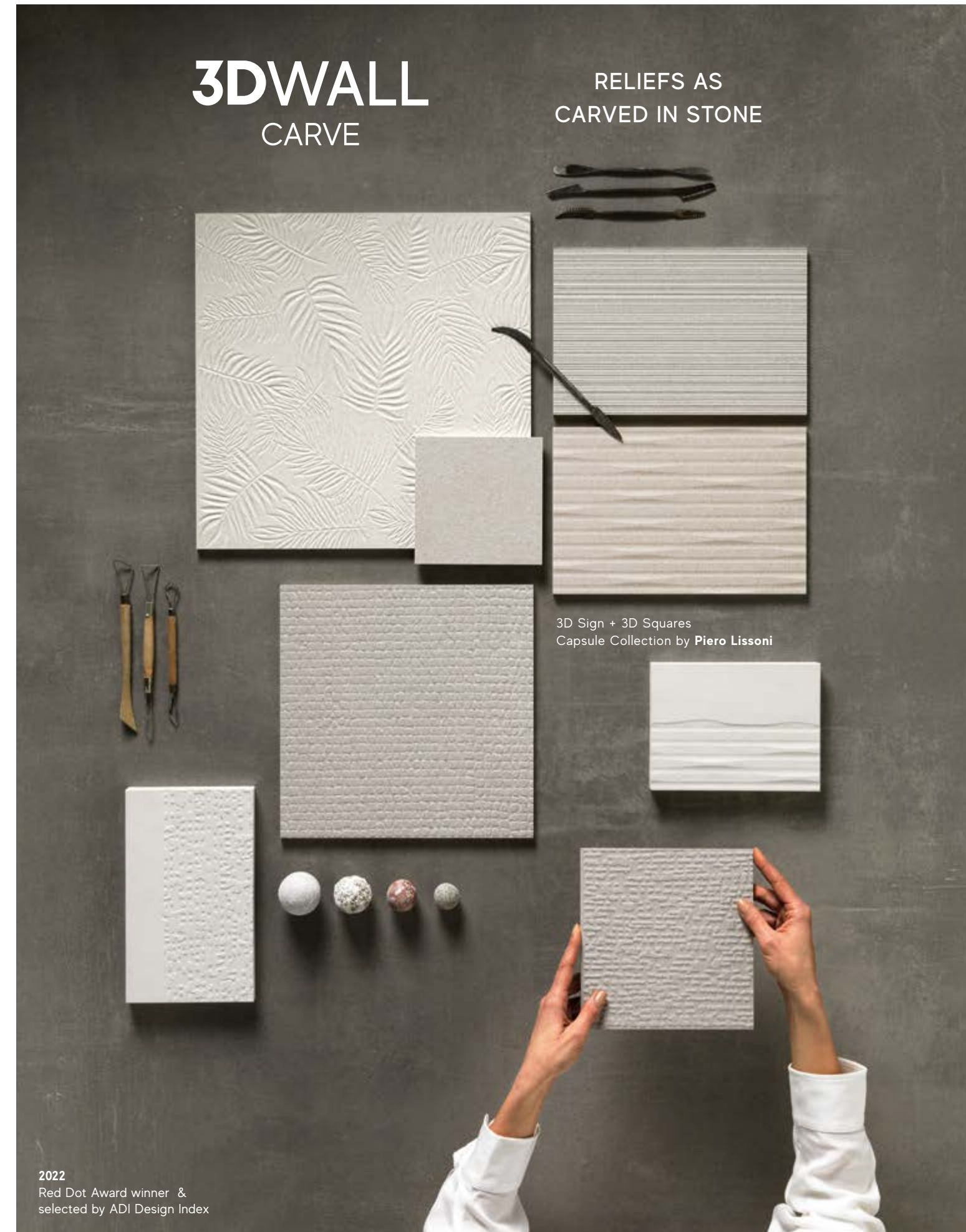
Les surfaces tridimensionnelles de 3D Wall World sont l'expression de quatre inspirations stylistiques différentes : 3D Wall Plaster, 3D Wall Carve, 3D Wall Design et 3D Wall Concrete Look.

Die dreidimensionalen Beläge von 3D Wall World bringen vier verschiedene Stilinterpretationen zum Ausdruck: 3D Wall Plaster, 3D Wall Carve, 3D Wall Design, 3D Wall Concrete Look.

Las superficies tridimensionales de 3D Wall World son la expresión de cuatro inspiraciones estilísticas diferentes: 3D Wall Plaster, 3D Wall Carve, 3D Wall Design y 3D Wall Concrete Look.

Трехмерная плитка линейки 3D Wall World представлена в четырех стилистических образах: 3D Wall Plaster, 3D Wall Carve, 3D Wall Design, 3D Wall Concrete Look.





OVERVIEW >

IMAGE GALLERY >

PRODUCT RANGE >

SURFACE RANGE >

TECHNICAL SPECIFICATIONS >

ENJOY THE VIDEO





OVERVIEW >

IMAGE GALLERY >

PRODUCT RANGE >

SURFACE RANGE >

TECHNICAL SPECIFICATIONS >

ENJOY THE VIDEO >

# Image Gallery

↔ 3D WALL PLASTER



↔ 3D WALL CARVE



↔ 3D WALL DESIGN



↔ 3D WALL CONCRETE LOOK



INDEX



OVERVIEW



IMAGE GALLERY



3D WALL PLASTER

3D WALL CARVE

3D WALL DESIGN

3D WALL CONCRETE LOOK

PRODUCT RANGE



SURFACE RANGE




TECHNICAL SPECIFICATIONS



ENJOY THE VIDEO







# 3DWALL PLASTER

The white  
essence of plaster  
becomes design



OVERVIEW



IMAGE  
GALLERY



3D WALL PLASTER

3D WALL CARVE

3D WALL DESIGN

3D WALL CONCRETE LOOK

PRODUCT  
RANGE



SURFACE  
RANGE



TECHNICAL  
SPECIFICATIONS



ENJOY  
THE VIDEO



Delicate matte white reliefs  
inspired by plasterwork. Art  
becomes design.

Rilievi delicati bianco opaco, ispirati  
alla lavorazione del gesso. L'arte  
diventa design.

Des reliefs blanc mat délicats  
inspirés du façonnage du plâtre.  
L'art devient design.

Zarte, mattweiße Reliefs, die an  
Gipsarbeiten inspiriert sind.  
Aus Kunst wird Design.

Relieves delicados en blanco mate  
inspirados en el yeso. El arte se  
convierte en diseño.

Деликатные матово-белые рельефы  
имитируют художественные работы по  
гипсу. Искусство становится дизайном.





WALL  
**3D Wall Plaster Origami**  
 Matte/Matt  
 50x120 cm | 19<sup>3</sup>/<sub>8</sub>"x47<sup>1</sup>/<sub>4</sub>"

**Boost Smoke**  
 Matte/Matt  
 120x278 cm | 47<sup>1</sup>/<sub>4</sub>"x109<sup>1</sup>/<sub>2</sub>"

FLOOR  
**Boost Pearl**  
 Matte/Matt Sensitech  
 120x120 cm | 47<sup>1</sup>/<sub>4</sub>"x47<sup>1</sup>/<sub>4</sub>"

FURNITURE  
 Atlas Plan **Boost Smoke**  
 Hammered  
 162x324 cm | 63<sup>3</sup>/<sub>4</sub>"x127<sup>1</sup>/<sub>2</sub>"

INDEX



OVERVIEW



IMAGE GALLERY



3D WALL PLASTER

3D WALL CARVE

3D WALL DESIGN

3D WALL CONCRETE LOOK

PRODUCT RANGE



SURFACE RANGE



TECHNICAL SPECIFICATIONS



ENJOY THE VIDEO







WALL	FLOOR	FURNITURE
3D Wall Plaster Origami	Boost Pearl	Atlas Plan Boost Smoke
Matte/Matt	Matte/Matt Sensitech	Hammered
50x120 cm   19 <sup>5</sup> / <sub>8</sub> "x47 <sup>1</sup> / <sub>4</sub> "	120x120 cm   47 <sup>1</sup> / <sub>4</sub> "x47 <sup>1</sup> / <sub>4</sub> "	162x324 cm   63 <sup>3</sup> / <sub>4</sub> "x127 <sup>1</sup> / <sub>2</sub> "







WALL  
 3D Wall Plaster Jasmine  
 Matte/Matt  
 50x120 cm | 19<sup>5</sup>/<sub>8</sub>"x47<sup>1</sup>/<sub>4</sub>"

3D Wall Plaster Plain  
 Matte/Matt  
 50x120 cm | 19<sup>5</sup>/<sub>8</sub>"x47<sup>1</sup>/<sub>4</sub>"

FLOOR  
 Entice Browned Oak Elegant  
 Matte/Matt  
 18,5x150 cm | 7<sup>1</sup>/<sub>4</sub>"x59"

Boost Natural Ash  
 Grip  
 120x120 cm | 47<sup>1</sup>/<sub>4</sub>"x47<sup>1</sup>/<sub>4</sub>"

SINK TOP  
 Atlas Concorde Habitat  
 Mastertop Boost Natural Ash Matte/Matt  
 180x50x12 cm | 70<sup>7</sup>/<sub>8</sub>"x19<sup>5</sup>/<sub>8</sub>"x4<sup>3</sup>/<sub>4</sub>"

INDEX



OVERVIEW



IMAGE GALLERY



3D WALL PLASTER

3D WALL CARVE

3D WALL DESIGN

3D WALL CONCRETE LOOK

PRODUCT RANGE



SURFACE RANGE



TECHNICAL SPECIFICATIONS



ENJOY THE VIDEO







Suggested  
floor match  
**Wood look**



WALL  
**3D Wall Plaster Jasmine**  
Matte/Matt  
50x120 cm | 19<sup>5</sup>/<sub>8</sub>"x47<sup>1</sup>/<sub>4</sub>"

FLOOR  
**Entice Browned Oak Elegant**  
Matte/Matt  
18,5x150 cm | 7<sup>1</sup>/<sub>4</sub>"x59"

**Boost Natural Ash**  
Grip  
120x120 cm | 47<sup>1</sup>/<sub>4</sub>"x47<sup>1</sup>/<sub>4</sub>"

SINK TOP  
Atlas Concorde Habitat  
Mastertop **Boost Natural Ash** Matte/Matt  
180x50x12 cm | 70<sup>7</sup>/<sub>8</sub>"x19<sup>2</sup>/<sub>8</sub>"x4<sup>3</sup>/<sub>4</sub>"

INDEX



OVERVIEW



IMAGE  
GALLERY



3D WALL PLASTER

3D WALL CARVE

3D WALL DESIGN

3D WALL CONCRETE LOOK

PRODUCT  
RANGE



SURFACE  
RANGE



TECHNICAL  
SPECIFICATIONS



ENJOY  
THE VIDEO







WALL  
**3D Wall Plaster Combed**  
Matte/Matt  
50x120 cm | 19<sup>5</sup>/<sub>8</sub>"x47<sup>1</sup>/<sub>4</sub>"

FLOOR  
**Boost Pearl**  
Matte/Matt Sensitech  
120x120 cm | 47<sup>1</sup>/<sub>4</sub>"x47<sup>1</sup>/<sub>4</sub>"





WALL  
3D Wall Plaster Combed  
Matte/Matt  
50x120 cm | 19<sup>5</sup>/<sub>8</sub>"x47<sup>1</sup>/<sub>4</sub>"



OVERVIEW



IMAGE GALLERY



3D WALL PLASTER

3D WALL CARVE

3D WALL DESIGN

3D WALL CONCRETE LOOK

PRODUCT RANGE



SURFACE RANGE



TECHNICAL SPECIFICATIONS



ENJOY THE VIDEO







WALL  
**3D Wall Plaster Bloom**  
 Matte/Matt  
 50x120 cm | 19<sup>5</sup>/<sub>8</sub>"x47<sup>1</sup>/<sub>4</sub>"

FLOOR  
**Boost Pro Clay**  
 Matte/Matt Sensitech  
 120x120 cm | 47<sup>1</sup>/<sub>4</sub>"x47<sup>1</sup>/<sub>4</sub>"

**Entice Pale Oak Natural**  
 Grip  
 20x120 cm | 7<sup>7</sup>/<sub>8</sub>"x47<sup>1</sup>/<sub>4</sub>"

SINK  
 Atlas Concorde Habitat  
 Twin wall-mounted sink  
**Boost Pro Clay** Matte/Matt  
 240x50x15 cm | 94<sup>1</sup>/<sub>2</sub>"x19<sup>5</sup>/<sub>8</sub>"x5<sup>7</sup>/<sub>8</sub>"

INDEX



OVERVIEW



IMAGE GALLERY



3D WALL PLASTER

3D WALL CARVE

3D WALL DESIGN

3D WALL CONCRETE LOOK

PRODUCT RANGE



SURFACE RANGE



TECHNICAL SPECIFICATIONS



ENJOY THE VIDEO







WALL  
**3D Wall Plaster Bloom**  
 Matte/Matt  
 50x120 cm | 19<sup>5</sup>/<sub>8</sub>"x47<sup>1</sup>/<sub>4</sub>"

FLOOR  
**Entice Pale Oak Natural**  
 Grip  
 20x120 cm | 7<sup>7</sup>/<sub>8</sub>"x47<sup>1</sup>/<sub>4</sub>"

SINK  
 Atlas Concorde Habitat  
 Twin wall-mounted sink  
**Boost Pro Clay** Matte/Matt  
 240x50x15 cm | 94<sup>1</sup>/<sub>2</sub>"x19<sup>5</sup>/<sub>8</sub>"x5<sup>7</sup>/<sub>8</sub>"





WALL  
**3D Wall Plaster Barcode**  
 Matte/Matt  
 50x120 cm | 19<sup>5</sup>/<sub>8</sub>"x47<sup>1</sup>/<sub>4</sub>"

**3D Wall Plaster Plain**  
 Matte/Matt  
 50x120 cm | 19<sup>5</sup>/<sub>8</sub>"x47<sup>1</sup>/<sub>4</sub>"

FLOOR  
**Entice Ash Oak Elegant**  
 Matte/Matt  
 18,5x150 cm | 7<sup>1</sup>/<sub>4</sub>"x59"

**Boost Pearl**  
 Grip  
 120x120 cm | 47<sup>1</sup>/<sub>4</sub>"x47<sup>1</sup>/<sub>4</sub>"

SINK TOP  
 Atlas Concorde Habitat  
 Mastertop **Boost Pearl** Matte/Matt  
 140x50x12 cm | 55<sup>1</sup>/<sub>8</sub>"x19<sup>3</sup>/<sub>8</sub>"x4<sup>3</sup>/<sub>4</sub>"

OVERVIEW



IMAGE GALLERY



3D WALL PLASTER

3D WALL CARVE

3D WALL DESIGN

3D WALL CONCRETE LOOK

PRODUCT RANGE



SURFACE RANGE



TECHNICAL SPECIFICATIONS



ENJOY THE VIDEO







**WALL**  
 3D Wall Plaster Barcode  
 Matte/Matt  
 50x120 cm | 19<sup>5</sup>/<sub>8</sub>"x47<sup>1</sup>/<sub>4</sub>"

**FLOOR**  
 Entice Ash Oak Elegant  
 Matte/Matt  
 18,5x150 cm | 7<sup>1</sup>/<sub>4</sub>"x59"

**Boost Pearl**  
 Grip  
 120x120 cm | 47<sup>1</sup>/<sub>4</sub>"x47<sup>1</sup>/<sub>4</sub>"

**SINK TOP**  
 Atlas Concorde Habitat  
 Mastertop **Boost Pearl** Matte/Matt  
 140x50x12 cm | 55<sup>5</sup>/<sub>8</sub>"x19<sup>5</sup>/<sub>8</sub>"x4<sup>3</sup>/<sub>4</sub>"



Suggested  
floor match  
**Wood look**





# 3DWALL CARVE

Reliefs as  
carved in stone



OVERVIEW



IMAGE  
GALLERY



3D WALL PLASTER

3D WALL CARVE

3D WALL DESIGN

3D WALL CONCRETE LOOK

PRODUCT  
RANGE



SURFACE  
RANGE



TECHNICAL  
SPECIFICATIONS



ENJOY  
THE VIDEO



Wall tiles in natural colors inspired by stone carvings.

Rivestimenti dai colori naturali ispirati all'incisione della pietra.

Des carreaux aux couleurs naturelles qui s'inspirent des gravures de la pierre.

An Steingravuren inspirierte Wandbeläge in natürlichen Farben.

Revestimientos de color natural inspirados en la talla de la piedra.

Настенная плитка натуральных тонов отсылает к техникам гравировки по камню.





WALL  
**3D Wall Carve 3D Leaf White**  
 Matte/Matt  
 40x80 | 15<sup>3</sup>/<sub>4</sub>"x31<sup>1</sup>/<sub>2</sub>"

FLOOR  
**Boost White**  
 Grip  
 120x120 cm | 47<sup>1</sup>/<sub>4</sub>"x47<sup>1</sup>/<sub>4</sub>"

**Exence Amber**  
 Matte/Matt Sensitech  
 18,5x150 cm | 7<sup>1</sup>/<sub>4</sub>"x59"

TOP  
 Atlas Plan **Boost White**  
 Hammered  
 160x320 cm | 63"x126"

INDEX



OVERVIEW



IMAGE GALLERY



3D WALL PLASTER

3D WALL CARVE

3D WALL DESIGN

3D WALL CONCRETE LOOK

PRODUCT RANGE



SURFACE RANGE



TECHNICAL SPECIFICATIONS



ENJOY THE VIDEO







WALL  
**3D Wall Carve 3D Leaf White**  
 Matte/Matt  
 40x80 | 15<sup>3</sup>/<sub>4</sub>"x31<sup>1</sup>/<sub>2</sub>"

FLOOR  
**Boost White**  
 Grip  
 120x120 cm | 47<sup>1</sup>/<sub>4</sub>"x47<sup>1</sup>/<sub>4</sub>"

TOP  
 Atlas Plan **Boost White**  
 Hammered  
 160x320 cm | 63"x126"

OVERVIEW



IMAGE GALLERY



3D WALL PLASTER

3D WALL CARVE

3D WALL DESIGN

3D WALL CONCRETE LOOK

PRODUCT RANGE



SURFACE RANGE



TECHNICAL SPECIFICATIONS



ENJOY THE VIDEO







WALL  
**3D Wall Carve 3D Chisel Pearl**  
 Matte/Matt  
 40x80 | 15<sup>3</sup>/<sub>4</sub>"x31<sup>1</sup>/<sub>2</sub>"

**3D Wall Carve Field Pearl**  
 Matte/Matt  
 40x80 | 15<sup>3</sup>/<sub>4</sub>"x31<sup>1</sup>/<sub>2</sub>"

FLOOR  
**Boost Grey**  
 Matte/Matt  
 120x240 cm | 47<sup>1</sup>/<sub>4</sub>"x94<sup>1</sup>/<sub>2</sub>"

SINK  
 Atlas Concorde Habitat  
 Single Wall-Mounted sink  
**Boost Grey** Matte/Matt  
 160x50x15 cm | 63"x19<sup>5</sup>/<sub>8</sub>"x5<sup>7</sup>/<sub>8</sub>"

Suggested  
 floor match  
**Concrete look**





WALL  
**3D Wall Carve 3D Chisel Pearl**  
 Matte/Matt  
 40x80 | 15<sup>3</sup>/<sub>4</sub>"x31<sup>1</sup>/<sub>2</sub>"

**3D Wall Carve Field Pearl**  
 Matte/Matt  
 40x80 | 15<sup>3</sup>/<sub>4</sub>"x31<sup>1</sup>/<sub>2</sub>"

OVERVIEW



IMAGE GALLERY



3D WALL PLASTER

3D WALL CARVE

3D WALL DESIGN

3D WALL CONCRETE LOOK

PRODUCT RANGE



SURFACE RANGE



TECHNICAL SPECIFICATIONS



ENJOY THE VIDEO







WALL  
3D Wall Carve 3D Whittle Ivory  
Matte/Matt  
40x80 | 15<sup>3</sup>/<sub>4</sub>"x31<sup>1</sup>/<sub>2</sub>"

FLOOR  
Heartwood Malt  
Matte/Matt Sensitech  
18,5x150 cm | 7<sup>1</sup>/<sub>4</sub>"x59"

SINK  
Single Wall-Mounted WashBasin  
Prism Suede Matte/Matt  
80x50x15 cm | 31<sup>1</sup>/<sub>2</sub>"x19<sup>5</sup>/<sub>8</sub>"x5<sup>7</sup>/<sub>8</sub>"





Suggested  
floor match  
**Wood look**

WALL  
3D Wall Carve 3D Whittle Ivory  
Matte/Matt  
40x80 | 15<sup>3</sup>/<sub>4</sub>"x31<sup>1</sup>/<sub>2</sub>"

3D Wall Carve Field Ivory  
Matte/Matt  
40x80 | 15<sup>3</sup>/<sub>4</sub>"x31<sup>1</sup>/<sub>2</sub>"

Prism Suede  
Matte/Matt  
120x278 cm | 47<sup>1</sup>/<sub>4</sub>"x109<sup>1</sup>/<sub>2</sub>"

FLOOR  
Heartwood Malt  
Matte/Matt Sensitech  
18,5x150 cm | 7<sup>1</sup>/<sub>4</sub>"x59"





3D Squares design by **Piero Lissoni**



WALL  
**3D Wall Carve 3D Squares Pearl**  
 Matte/Matt  
 40x80 | 15<sup>3</sup>/<sub>4</sub>"x31<sup>1</sup>/<sub>2</sub>"

**Prism Cloud**  
 Matte/Matt  
 120x278 cm | 47<sup>1</sup>/<sub>4</sub>"x109<sup>1</sup>/<sub>2</sub>"

FLOOR  
**Prism Cloud**  
 Matte/Matt Sensitech  
 120x120 cm | 47<sup>1</sup>/<sub>4</sub>"x47<sup>1</sup>/<sub>4</sub>"

INDEX



OVERVIEW



IMAGE GALLERY



3D WALL PLASTER

3D WALL CARVE

3D WALL DESIGN

3D WALL CONCRETE LOOK

PRODUCT RANGE



SURFACE RANGE



TECHNICAL SPECIFICATIONS



ENJOY THE VIDEO





3D Squares design by **Piero Lissoni**



WALL  
**3D Wall Carve 3D Squares White**  
 Matte/Matt  
 40x80 | 15<sup>3</sup>/<sub>4</sub>"x31<sup>1</sup>/<sub>2</sub>"

FLOOR  
**Exence Amber**  
 Matte/Matt Sensitech  
 18,5x150 | 7<sup>1</sup>/<sub>4</sub>"x59"

OVERVIEW



IMAGE GALLERY



3D WALL PLASTER

3D WALL CARVE

3D WALL DESIGN

3D WALL CONCRETE LOOK

PRODUCT RANGE



SURFACE RANGE



TECHNICAL SPECIFICATIONS



ENJOY THE VIDEO





3D Sign design by **Piero Lissoni**



WALL  
 3D Wall Carve 3D Sign White  
 Matte/Matt  
 40x80 | 15<sup>3</sup>/<sub>4</sub>"x31<sup>1</sup>/<sub>2</sub>"

FLOOR  
 Prism Cloud  
 Matte/Matt Sensitech  
 120x120 cm | 47<sup>1</sup>/<sub>4</sub>"x47<sup>1</sup>/<sub>4</sub>"

Prism Fog  
 Matte/Matt  
 120x278 cm | 47<sup>1</sup>/<sub>4</sub>"x109<sup>1</sup>/<sub>2</sub>"

OVERVIEW



IMAGE GALLERY



3D WALL PLASTER

3D WALL CARVE

3D WALL DESIGN

3D WALL CONCRETE LOOK

PRODUCT RANGE



SURFACE RANGE



TECHNICAL SPECIFICATIONS



ENJOY THE VIDEO





3D Sign design by **Piero Lissoni**



WALL  
**3D Wall Carve 3D Sign Pearl**  
 Matte/Matt  
 40x80 | 15<sup>3</sup>/<sub>4</sub>"x31<sup>1</sup>/<sub>2</sub>"

FLOOR  
**Prism Cloud**  
 Matte/Matt Sensitech  
 120x120 cm | 47<sup>1</sup>/<sub>4</sub>"x47<sup>1</sup>/<sub>4</sub>"

OVERVIEW



IMAGE GALLERY



3D WALL PLASTER

3D WALL CARVE

3D WALL DESIGN

3D WALL CONCRETE LOOK

PRODUCT RANGE



SURFACE RANGE



TECHNICAL SPECIFICATIONS



ENJOY THE VIDEO







# 3DWALL DESIGN

Abstract lines,  
smooth and silky  
to the touch



Soft, essential surfaces, smooth and silky to the touch, dynamic to the eye.

Superfici morbide ed essenziali, lisce e setose al tatto, dinamiche alla vista.

Des surfaces douces et épurées, lisses et soyeuses au toucher, dynamiques au regard.

Weiche, schlichte Oberflächen, die sich glatt und seidig anfühlen und sich beim Betrachten zu bewegen scheinen.

Superficies suaves y esenciales, lisas y sedosas al tacto, dinámicas a la vista.

Лаконичные поверхности шелковисты на ощупь и динамичны на взгляд.

OVERVIEW



IMAGE GALLERY



3D WALL PLASTER

3D WALL CARVE

3D WALL DESIGN

3D WALL CONCRETE LOOK

PRODUCT RANGE



SURFACE RANGE



TECHNICAL SPECIFICATIONS



ENJOY THE VIDEO







WALL  
3D Wall Design 3D Dune Sand  
Matte/Matt  
40x80 | 15<sup>3</sup>/<sub>4</sub>"x31<sup>1</sup>/<sub>2</sub>"

Etic Pro Noce Hickory  
Matte/Matt  
22,5x90 | 8<sup>7</sup>/<sub>8</sub>"x35<sup>3</sup>/<sub>8</sub>"

FLOOR  
Etic Pro Noce Hickory  
Matte/Matt  
22,5x90 | 8<sup>7</sup>/<sub>8</sub>"x35<sup>3</sup>/<sub>8</sub>"

Etic Pro Noce Hickory Tatami  
Matte/Matt  
22,5x90 | 8<sup>7</sup>/<sub>8</sub>"x35<sup>3</sup>/<sub>8</sub>"

OVERVIEW



IMAGE GALLERY



3D WALL PLASTER

3D WALL CARVE

3D WALL DESIGN

3D WALL CONCRETE LOOK

PRODUCT RANGE



SURFACE RANGE



TECHNICAL SPECIFICATIONS



ENJOY THE VIDEO







WALL  
**3D Wall Design 3D Dune Sand**  
 Matte/Matt  
 40x80 | 15<sup>3</sup>/<sub>4</sub>"x31<sup>1</sup>/<sub>2</sub>"

FLOOR  
**Etic Pro Noce Hickory**  
 Matte/Matt  
 22,5x90 | 8<sup>7</sup>/<sub>8</sub>"x35<sup>3</sup>/<sub>8</sub>"

OVERVIEW



IMAGE GALLERY



3D WALL PLASTER

3D WALL CARVE

3D WALL DESIGN

3D WALL CONCRETE LOOK

PRODUCT RANGE



SURFACE RANGE



TECHNICAL SPECIFICATIONS



ENJOY THE VIDEO







Suggested  
floor match  
**Concrete look**

WALL  
**3D Wall Design 3D Diamond**  
Matte/Matt  
40x80 | 15<sup>3</sup>/<sub>4</sub>"x31<sup>1</sup>/<sub>2</sub>"

**Boost Grey**  
Matte/Matt  
120x278 | 47<sup>1</sup>/<sub>4</sub>"x109<sup>1</sup>/<sub>2</sub>"

FLOOR  
**Boost Grey**  
Matte/Matt Sensitech  
120x120 | 47<sup>1</sup>/<sub>4</sub>"x47<sup>1</sup>/<sub>4</sub>"

OVERVIEW



IMAGE GALLERY



3D WALL PLASTER

3D WALL CARVE

3D WALL DESIGN

3D WALL CONCRETE LOOK

PRODUCT RANGE



SURFACE RANGE



TECHNICAL SPECIFICATIONS



ENJOY THE VIDEO







WALL  
**3D Wall Design 3D Diamond**  
 Matte/Matt  
 40x80 | 15<sup>3</sup>/<sub>4</sub>"x31<sup>1</sup>/<sub>2</sub>"

FLOOR  
**Boost Grey**  
 Matte/Matt Sensitech  
 120x120 | 47<sup>1</sup>/<sub>4</sub>"x47<sup>1</sup>/<sub>4</sub>"





WALL  
 3D Wall Design 3D Blade White  
 Matte/Matt  
 40x80 | 15<sup>3</sup>/<sub>4</sub>"x31<sup>1</sup>/<sub>2</sub>"

3D Wall Design Solid White  
 Matte/Matt  
 40x80 | 15<sup>3</sup>/<sub>4</sub>"x31<sup>1</sup>/<sub>2</sub>"

FLOOR  
 Axi Silver Fir  
 Matte/Matt  
 22.5x90 | 8<sup>7</sup>/<sub>8</sub>"x35<sup>5</sup>/<sub>8</sub>"

OVERVIEW



IMAGE GALLERY



3D WALL PLASTER

3D WALL CARVE

3D WALL DESIGN

3D WALL CONCRETE LOOK

PRODUCT RANGE



SURFACE RANGE



TECHNICAL SPECIFICATIONS



ENJOY THE VIDEO







OVERVIEW



IMAGE GALLERY



3D WALL PLASTER

3D WALL CARVE

3D WALL DESIGN

3D WALL CONCRETE LOOK

PRODUCT RANGE



SURFACE RANGE



TECHNICAL SPECIFICATIONS



ENJOY THE VIDEO



WALL  
**3D Wall Design 3D Ribbon White**  
 Matte/Matt  
 40x80 | 15<sup>3</sup>/<sub>4</sub>"x31<sup>1</sup>/<sub>2</sub>"

**Etic Pro Noce Hickory**  
 Matte/Matt  
 22,5x90 | 8<sup>7</sup>/<sub>8</sub>"x35<sup>3</sup>/<sub>8</sub>"

FLOOR  
**Etic Noce Hickory Chevron A+B**  
 Matte/Matt  
 35x34,5 | 13<sup>3</sup>/<sub>4</sub>"x13<sup>5</sup>/<sub>8</sub>"





WALL  
3D Wall Design 3D Angle White  
Matte/Matt  
40x80 | 15<sup>3</sup>/<sub>4</sub>"x31<sup>1</sup>/<sub>2</sub>"

FLOOR  
Axi Silver Fir  
Matte/Matt  
22,5x90 | 8<sup>7</sup>/<sub>8</sub>"x35<sup>3</sup>/<sub>8</sub>"







WALL  
3D Wall Design 3D Wind White  
Matte/Matt  
40x80 | 15<sup>3</sup>/<sub>4</sub>"x31<sup>1</sup>/<sub>2</sub>"

FLOOR  
Etic Pro Rovere Venice  
Matte/Matt  
25x150 | 9<sup>7</sup>/<sub>8</sub>"x59"

OVERVIEW



IMAGE GALLERY



3D WALL PLASTER

3D WALL CARVE

3D WALL DESIGN

3D WALL CONCRETE LOOK

PRODUCT RANGE



SURFACE RANGE



TECHNICAL SPECIFICATIONS



ENJOY THE VIDEO







WALL  
**3D Wall Design 3D Flash**  
 Matte/Matt  
 40x80 | 15<sup>3</sup>/<sub>4</sub>"x31<sup>1</sup>/<sub>2</sub>"

**Boost Sage**  
 Matte/Matt  
 40x80 | 15<sup>3</sup>/<sub>4</sub>"x31<sup>1</sup>/<sub>2</sub>"

FLOOR  
**Boost Grey**  
 Matte/Matt Sensitech  
 75x150 | 29<sup>1</sup>/<sub>2</sub>"x59"





WALL  
**3D Wall Design 3D Flash**  
 Matte/Matt  
 40x80 | 15<sup>3</sup>/<sub>4</sub>"x31<sup>1</sup>/<sub>2</sub>"

**Boost Sage**  
 Matte/Matt  
 40x80 | 15<sup>3</sup>/<sub>4</sub>"x31<sup>1</sup>/<sub>2</sub>"

FLOOR  
**Boost Grey**  
 Matte/Matt Sensitech  
 75x150 | 29<sup>1</sup>/<sub>2</sub>"x59"







WALL  
3D Wall Design 3D Stars  
Matte/Matt  
40x80 | 15<sup>3</sup>/<sub>4</sub>"x31<sup>1</sup>/<sub>2</sub>"

Prism Midnight  
Matte/Matt  
120x278 | 47<sup>1</sup>/<sub>2</sub>"x109<sup>1</sup>/<sub>2</sub>"

FLOOR  
Prism Cloud  
Matte/Matt Sensitech  
120x120 | 47<sup>1</sup>/<sub>4</sub>"x47<sup>1</sup>/<sub>4</sub>"





WALL  
**3D Wall Design 3D Stars**  
 Matte/Matt  
 40x80 | 15<sup>3</sup>/<sub>4</sub>"x31<sup>1</sup>/<sub>2</sub>"

FLOOR  
**Prism Cloud**  
 Matte/Matt Sensitech  
 120x120 | 47<sup>1</sup>/<sub>4</sub>"x47<sup>1</sup>/<sub>4</sub>"

OVERVIEW



IMAGE GALLERY



3D WALL PLASTER

3D WALL CARVE

3D WALL DESIGN

3D WALL CONCRETE LOOK

PRODUCT RANGE



SURFACE RANGE



TECHNICAL SPECIFICATIONS



ENJOY THE VIDEO







WALL  
3D Wall Design 3D Line  
Matte/Matt  
50x120 cm | 19<sup>5</sup>/<sub>8</sub>"x47<sup>1</sup>/<sub>4</sub>"

Boost Smoke  
Matte/Matt Sensitech  
120x120 | 47<sup>1</sup>/<sub>4</sub>"x47<sup>1</sup>/<sub>4</sub>"

FLOOR  
Boost Smoke  
Matte/Matt Sensitech  
120x120 | 47<sup>1</sup>/<sub>4</sub>"x47<sup>1</sup>/<sub>4</sub>"

OVERVIEW



IMAGE GALLERY



3D WALL PLASTER

3D WALL CARVE

3D WALL DESIGN

3D WALL CONCRETE LOOK

PRODUCT RANGE



SURFACE RANGE



TECHNICAL SPECIFICATIONS



ENJOY THE VIDEO







Suggested  
floor match  
**Stone look**

WALL  
3D Wall Design 3D Flows White  
Matte/Matt  
50x120 | 19<sup>5</sup>/<sub>8</sub>"x47<sup>1</sup>/<sub>4</sub>"

**Brave Grey**  
Matte/Matt Sensitech  
75x150 | 29<sup>1</sup>/<sub>2</sub>"x59"

FLOOR  
**Brave Grey**  
Matte/Matt Sensitech  
75x150 | 29<sup>1</sup>/<sub>2</sub>"x59"

OVERVIEW



IMAGE GALLERY



3D WALL PLASTER

3D WALL CARVE

3D WALL DESIGN

3D WALL CONCRETE LOOK

PRODUCT RANGE



SURFACE RANGE



TECHNICAL SPECIFICATIONS



ENJOY THE VIDEO







WALL  
**3D Wall Design 3D Ultra Blade White**  
Matte/Matt  
50x120 | 19<sup>5</sup>/<sub>8</sub>"x47<sup>1</sup>/<sub>4</sub>"

**Brave Grey**  
Matte/Matt Sensitech  
75x150 | 29<sup>1</sup>/<sub>2</sub>"x59"

FLOOR  
**Brave Pearl**  
Matte/Matt Sensitech  
75x150 | 29<sup>1</sup>/<sub>2</sub>"x59"

OVERVIEW



IMAGE GALLERY



3D WALL PLASTER

3D WALL CARVE

3D WALL DESIGN

3D WALL CONCRETE LOOK

PRODUCT RANGE



SURFACE RANGE



TECHNICAL SPECIFICATIONS



ENJOY THE VIDEO







# 3DWALL

## CONCRETE LOOK

The natural character of raw earth and the simplicity of concrete

BOOST

BOOST  
PRO

BOOST  
NATURAL

Concrete- and raw-earth-effect 3D wall tiles that can be perfectly matched to the corresponding porcelain surfaces.

Rivestimenti 3D effetto cemento e terra cruda perfettamente abbinabili alle relative superfici in gres porcellanato.

Des revêtements 3D effets béton et terre crue qui se combinent parfaitement avec les carreaux en grès cérame correspondants.

3D-Wandbeläge in der Optik von Beton und roher Erde, die perfekt mit den entsprechenden Bodenbelägen aus Feinsteinzeug kombinierbar sind.

Revestimientos 3D con efecto cemento y tierra cruda perfectamente combinables con las superficies de gres porcelánico correspondientes.

Настенная рельефная плитка под бетон и сырую глину идеально сочетается с соответствующими керамогранитными плитками.







WALL  
**Boost Natural Ash 3D Wave**  
Matte/Matt  
50x120 cm | 19<sup>5</sup>/<sub>8</sub>"x47<sup>1</sup>/<sub>4</sub>"

**Boost Natural Ash**  
Matte/Matt  
50x120 cm | 19<sup>5</sup>/<sub>8</sub>"x47<sup>1</sup>/<sub>4</sub>"

FLOOR  
**Boost Natural Ecu**  
Matte/Matt Sensitech  
120x120 cm | 47<sup>1</sup>/<sub>4</sub>"x47<sup>1</sup>/<sub>4</sub>"

SINK  
Atlas Concorde Habitat  
Single wall-mounted **Boost Natural Ecu** Matte/Matt  
80x50x15 cm | 31<sup>1</sup>/<sub>2</sub>"x19<sup>5</sup>/<sub>8</sub>"x5<sup>7</sup>/<sub>8</sub>"

OVERVIEW



IMAGE GALLERY



3D WALL PLASTER

3D WALL CARVE

3D WALL DESIGN

3D WALL CONCRETE LOOK

PRODUCT RANGE



SURFACE RANGE



TECHNICAL SPECIFICATIONS



ENJOY THE VIDEO







WALL  
**Boost Natural Ash 3D Wave**  
 Matte/Matt  
 50x120 cm | 19<sup>5</sup>/<sub>8</sub>"x47<sup>1</sup>/<sub>4</sub>"

SINK  
 Atlas Concorde Habitat  
 Single wall-mounted **Boost Natural Ecre** Matte/Matt  
 80x50x15 cm | 31<sup>1</sup>/<sub>2</sub>"x19<sup>5</sup>/<sub>8</sub>"x5<sup>7</sup>/<sub>8</sub>"

WALL  
**Boost Natural Kaolin 3D Wave**  
 Matte/Matt  
 50x120 cm | 19<sup>5</sup>/<sub>8</sub>"x47<sup>1</sup>/<sub>4</sub>"







WALL  
**Boost Natural Ash 3D Brushed**  
Matte/Matt  
50x120 cm | 19<sup>5</sup>/<sub>8</sub>"x47<sup>1</sup>/<sub>4</sub>"

**Boost Natural Ash**  
Matte/Matt  
50x120 cm | 19<sup>5</sup>/<sub>8</sub>"x47<sup>1</sup>/<sub>4</sub>"

FLOOR  
**Boost Natural Ash**  
Matte/Matt Sensitech  
120x120 cm | 47<sup>1</sup>/<sub>4</sub>"x47<sup>1</sup>/<sub>4</sub>"

SINK TOP  
Atlas Concorde Habitat  
Mastertop **Boost Natural Ash** Matte/Matt  
160x50x12 cm | 63"x19<sup>5</sup>/<sub>8</sub>"x4<sup>3</sup>/<sub>4</sub>"

OVERVIEW



IMAGE GALLERY



3D WALL PLASTER

3D WALL CARVE

3D WALL DESIGN

3D WALL CONCRETE LOOK

PRODUCT RANGE



SURFACE RANGE



TECHNICAL SPECIFICATIONS



ENJOY THE VIDEO







WALL  
Boost Natural Kaolin 3D Brushed  
Matte/Matt  
50x120 cm | 19<sup>5</sup>/<sub>8</sub>"x47<sup>1</sup>/<sub>4</sub>"



OVERVIEW



IMAGE GALLERY



3D WALL PLASTER

3D WALL CARVE

3D WALL DESIGN

3D WALL CONCRETE LOOK

PRODUCT RANGE



SURFACE RANGE



TECHNICAL SPECIFICATIONS



ENJOY THE VIDEO







WALL  
Boost Natural Ecu 3D Texture  
Matte/Matt  
50x120 cm | 19<sup>5</sup>/<sub>8</sub>"x47<sup>1</sup>/<sub>4</sub>"

FLOOR  
Boost Natural Ecu  
Matte/Matt Sensitech  
120x120 cm | 47<sup>1</sup>/<sub>4</sub>"x47<sup>1</sup>/<sub>4</sub>"

OVERVIEW



IMAGE GALLERY



3D WALL PLASTER

3D WALL CARVE

3D WALL DESIGN

3D WALL CONCRETE LOOK

PRODUCT RANGE



SURFACE RANGE



TECHNICAL SPECIFICATIONS



ENJOY THE VIDEO







WALL  
**Boost Natural Ecreu 3D Texture**  
 Matte/Matt  
 50x120 cm | 19<sup>5</sup>/<sub>8</sub>"x47<sup>1</sup>/<sub>4</sub>"

FLOOR  
**Boost Natural Ecreu**  
 Matte/Matt Sensitech  
 120x120 cm | 47<sup>1</sup>/<sub>4</sub>"x47<sup>1</sup>/<sub>4</sub>"





WALL  
**Boost 3D Urban White**  
Matte/Matt  
40x80 cm | 15<sup>3</sup>/<sub>4</sub>"x31<sup>1</sup>/<sub>2</sub>"

**Boost Sage**  
Matte/Matt  
40x80 cm | 15<sup>3</sup>/<sub>4</sub>"x31<sup>1</sup>/<sub>2</sub>"

FLOOR  
**Boost Pearl**  
Matte/Matt Sensitech  
75x150 cm | 29<sup>1</sup>/<sub>2</sub>"x59"

FURNITURE  
**Marvel Pro Statuario Select**  
Polished/Lappato  
75x150 cm | 29<sup>1</sup>/<sub>2</sub>"x59"

INDEX



OVERVIEW



IMAGE GALLERY



3D WALL PLASTER

3D WALL CARVE

3D WALL DESIGN

3D WALL CONCRETE LOOK

PRODUCT RANGE



SURFACE RANGE



TECHNICAL SPECIFICATIONS



ENJOY THE VIDEO







WALL  
**Boost 3D Urban White**  
 Matte/Matt  
 40x80 cm | 15<sup>3</sup>/<sub>4</sub>"x31<sup>1</sup>/<sub>2</sub>"

**Boost Sage**  
 Matte/Matt  
 40x80 cm | 15<sup>3</sup>/<sub>4</sub>"x31<sup>1</sup>/<sub>2</sub>"

FURNITURE  
**Marvel Statuario Select**  
 Polished/Lappato  
 75x150 cm | 29<sup>1</sup>/<sub>2</sub>"x59"







Suggested  
floor match  
**Wood look**



WALL  
Boost Pro 3D Urban Ivory  
Matte/Matt  
40x80 cm | 15<sup>3</sup>/<sub>4</sub>"x31<sup>1</sup>/<sub>2</sub>"

FLOOR  
Heartwood Brandy Tatami  
Matte/Matt  
18,5x75 cm | 7<sup>1</sup>/<sub>4</sub>"x29<sup>1</sup>/<sub>2</sub>"

OVERVIEW



IMAGE GALLERY



3D WALL PLASTER

3D WALL CARVE

3D WALL DESIGN

3D WALL CONCRETE LOOK

PRODUCT RANGE



SURFACE RANGE



TECHNICAL SPECIFICATIONS



ENJOY THE VIDEO







WALL  
 Boost Pro 3D Urban Powder Blue  
 Matte/Matt  
 40x80 cm | 15<sup>3</sup>/<sub>4</sub>"x31<sup>1</sup>/<sub>2</sub>"

FLOOR  
 Boost Pro Clay  
 Matte/Matt Sensitech  
 75x150 cm | 29<sup>1</sup>/<sub>2</sub>"x59"







# Product Range

## 3D WALL PLASTER

- 3D ORIGAMI
- 3D JASMINE
- 3D COMBED
- 3D BLOOM
- 3D BARCODE

## 3D WALL CARVE

- 3D LEAF
- 3D CHISEL
- 3D WHITTLE
- 3D SQUARES
- 3D SIGN

## 3D WALL DESIGN

- 3D DUNE
- 3D ANGLE
- 3D DIAMOND
- 3D BLADE
- 3D RIBBON
- 3D WIND
- 3D FLASH
- 3D STARS
- 3D TWIST
- 3D WAVE ARTY
- 3D WAVE
- 3D LINE
- 3D ULTRA BLADE
- 3D FLOWS

## 3D WALL CONCRETE LOOK

- 3D URBAN
- 3D WAVE
- 3D TEXTURE
- 3D BRUSHED

INDEX



OVERVIEW



IMAGE GALLERY



PRODUCT RANGE



3D WALL PLASTER

3D WALL CARVE

3D WALL DESIGN

3D WALL CONCRETE LOOK

SURFACE RANGE



TECHNICAL SPECIFICATIONS

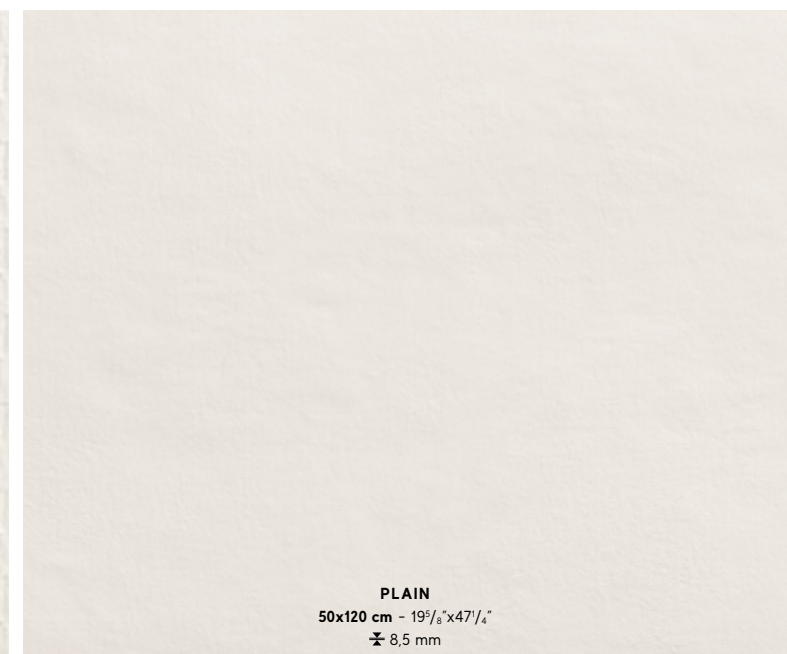




ENJOY THE VIDEO





# 3DWALL PLASTER



OVERVIEW



IMAGE GALLERY



PRODUCT RANGE



3D WALL PLASTER

3D WALL CARVE

3D WALL DESIGN

3D WALL CONCRETE LOOK

SURFACE RANGE



TECHNICAL SPECIFICATIONS



ENJOY THE VIDEO





3D WALL PLASTER

# 3D Origami

50x120 cm  
19<sup>5</sup>/<sub>8</sub>"x47<sup>1</sup>/<sub>4</sub>"




### 3D wall tiles

50x120 cm - 19<sup>5</sup>/<sub>8</sub>"x47<sup>1</sup>/<sub>4</sub>"  
± 8,5 mm



### Field wall tiles

50x120 cm - 19<sup>5</sup>/<sub>8</sub>"x47<sup>1</sup>/<sub>4</sub>"  
± 8,5 mm



3D WALL PLASTER

# 3D Jasmine

50x120 cm  
19<sup>5</sup>/<sub>8</sub>"x47<sup>1</sup>/<sub>4</sub>"




### 3D wall tiles

50x120 cm - 19<sup>5</sup>/<sub>8</sub>"x47<sup>1</sup>/<sub>4</sub>"  
± 8,5 mm



### Field wall tiles

50x120 cm - 19<sup>5</sup>/<sub>8</sub>"x47<sup>1</sup>/<sub>4</sub>"  
± 8,5 mm



INDEX



OVERVIEW



IMAGE GALLERY



PRODUCT RANGE



3D WALL PLASTER

3D WALL CARVE

3D WALL DESIGN

3D WALL CONCRETE LOOK

SURFACE RANGE



TECHNICAL SPECIFICATIONS



ENJOY THE VIDEO





3D WALL PLASTER


# 3D Combed

50x120 cm  
19<sup>5</sup>/<sub>8</sub>"x47<sup>1</sup>/<sub>4</sub>"




### 3D wall tiles

50x120 cm - 19<sup>5</sup>/<sub>8</sub>"x47<sup>1</sup>/<sub>4</sub>"  
± 8,5 mm



### Field wall tiles

50x120 cm - 19<sup>5</sup>/<sub>8</sub>"x47<sup>1</sup>/<sub>4</sub>"  
± 8,5 mm



3D WALL PLASTER

# 3D Bloom

50x120 cm  
19<sup>5</sup>/<sub>8</sub>"x47<sup>1</sup>/<sub>4</sub>"




### 3D wall tiles

50x120 cm - 19<sup>5</sup>/<sub>8</sub>"x47<sup>1</sup>/<sub>4</sub>"  
± 8,5 mm



### Field wall tiles

50x120 cm - 19<sup>5</sup>/<sub>8</sub>"x47<sup>1</sup>/<sub>4</sub>"  
± 8,5 mm





3D WALL PLASTER

# 3D Barcode

50x120 cm  
19<sup>5</sup>/<sub>8</sub>"x47<sup>1</sup>/<sub>4</sub>"




### 3D wall tiles

50x120 cm - 19<sup>5</sup>/<sub>8</sub>"x47<sup>1</sup>/<sub>4</sub>"  
± 8,5 mm



### Field wall tiles

50x120 cm - 19<sup>5</sup>/<sub>8</sub>"x47<sup>1</sup>/<sub>4</sub>"  
± 8,5 mm



INDEX



OVERVIEW



IMAGE GALLERY



PRODUCT RANGE



3D WALL PLASTER

3D WALL CARVE

3D WALL DESIGN

3D WALL CONCRETE LOOK

SURFACE RANGE



TECHNICAL SPECIFICATIONS



ENJOY THE VIDEO







3D SIGN + 3D SQUARES : DESIGN BY PIERO LISSONI



3D WALL PLASTER

3D WALL CARVE

3D WALL DESIGN

3D WALL CONCRETE LOOK





### 3D WALL CARVE

# 3D Leaf

40x80 cm  
15<sup>3</sup>/<sub>4</sub>"x31<sup>1</sup>/<sub>2</sub>"




#### 3D wall tiles

40x80 cm - 15<sup>3</sup>/<sub>4</sub>"x31<sup>1</sup>/<sub>2</sub>"  
± 8,5 mm



#### Field wall tiles

40x80 cm - 15<sup>3</sup>/<sub>4</sub>"x31<sup>1</sup>/<sub>2</sub>"  
± 8,5 mm



### 3D WALL CARVE


# 3D Chisel

40x80 cm  
15<sup>3</sup>/<sub>4</sub>"x31<sup>1</sup>/<sub>2</sub>"



#### 3D wall tiles

40x80 cm - 15<sup>3</sup>/<sub>4</sub>"x31<sup>1</sup>/<sub>2</sub>"  
± 8,5 mm



#### Field wall tiles

40x80 cm - 15<sup>3</sup>/<sub>4</sub>"x31<sup>1</sup>/<sub>2</sub>"  
± 8,5 mm



OVERVIEW



IMAGE GALLERY



PRODUCT RANGE



3D WALL PLASTER

3D WALL CARVE

3D WALL DESIGN

3D WALL CONCRETE LOOK

SURFACE RANGE



TECHNICAL SPECIFICATIONS



ENJOY THE VIDEO





3D WALL CARVE

# 3D Whittle

40x80 cm  
15<sup>3</sup>/<sub>4</sub>"x31<sup>1</sup>/<sub>2</sub>"



3D WALL CARVE

# 3D Squares

Design by **Piero Lissoni**

40x80 cm  
15<sup>3</sup>/<sub>4</sub>"x31<sup>1</sup>/<sub>2</sub>"



### 3D wall tiles

40x80 cm - 15<sup>3</sup>/<sub>4</sub>"x31<sup>1</sup>/<sub>2</sub>"  
± 8,5 mm



### Field wall tiles

40x80 cm - 15<sup>3</sup>/<sub>4</sub>"x31<sup>1</sup>/<sub>2</sub>"  
± 8,5 mm



### 3D wall tiles

40x80 cm - 15<sup>3</sup>/<sub>4</sub>"x31<sup>1</sup>/<sub>2</sub>"  
± 8,5 mm



### Field wall tiles

40x80 cm - 15<sup>3</sup>/<sub>4</sub>"x31<sup>1</sup>/<sub>2</sub>"  
± 8,5 mm



OVERVIEW



IMAGE GALLERY



PRODUCT RANGE



3D WALL PLASTER

3D WALL CARVE

3D WALL DESIGN

3D WALL CONCRETE LOOK

SURFACE RANGE



TECHNICAL SPECIFICATIONS



ENJOY THE VIDEO





### 3D WALL CARVE

# 3D Sign


Design by **Piero Lissoni**

**40x80 cm**  
15<sup>3</sup>/<sub>4</sub>"x31<sup>1</sup>/<sub>2</sub>"




#### 3D wall tiles

40x80 cm - 15<sup>3</sup>/<sub>4</sub>"x31<sup>1</sup>/<sub>2</sub>"  
± 8,5 mm



#### Field wall tiles

40x80 cm - 15<sup>3</sup>/<sub>4</sub>"x31<sup>1</sup>/<sub>2</sub>"  
± 8,5 mm



INDEX



OVERVIEW



IMAGE  
GALLERY



PRODUCT  
RANGE



3D WALL PLASTER

3D WALL CARVE

3D WALL DESIGN

3D WALL CONCRETE LOOK

SURFACE  
RANGE



TECHNICAL  
SPECIFICATIONS



ENJOY  
THE VIDEO







3D WALL PLASTER

3D WALL CARVE

3D WALL DESIGN

3D WALL CONCRETE LOOK



3D WALL DESIGN

# 3D Dune

40x80 cm  
15<sup>3</sup>/<sub>4</sub>"x31<sup>1</sup>/<sub>2</sub>"



### 3D wall tiles

40x80 cm - 15<sup>3</sup>/<sub>4</sub>"x31<sup>1</sup>/<sub>2</sub>"  
± 10 mm



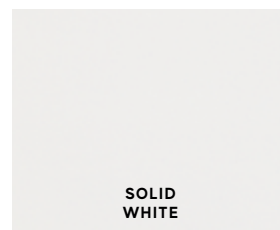
3D DUNE  
WHITE



3D DUNE  
SAND

### Field wall tiles

40x80 cm - 15<sup>3</sup>/<sub>4</sub>"x31<sup>1</sup>/<sub>2</sub>"  
± 8,5 mm



SOLID  
WHITE



SOLID  
SAND

3D WALL DESIGN

# 3D Angle

40x80 cm  
15<sup>3</sup>/<sub>4</sub>"x31<sup>1</sup>/<sub>2</sub>"



### 3D wall tiles

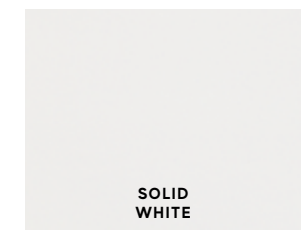
40x80 cm - 15<sup>3</sup>/<sub>4</sub>"x31<sup>1</sup>/<sub>2</sub>"  
± 10 mm



3D ANGLE  
WHITE

### Field wall tiles

40x80 cm - 15<sup>3</sup>/<sub>4</sub>"x31<sup>1</sup>/<sub>2</sub>"  
± 8,5 mm



SOLID  
WHITE



3D WALL DESIGN

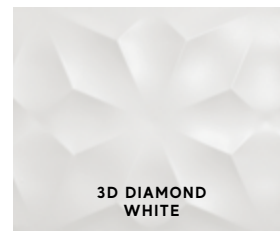
# 3D Diamond

40x80 cm  
15<sup>3</sup>/<sub>4</sub>"x31<sup>1</sup>/<sub>2</sub>"

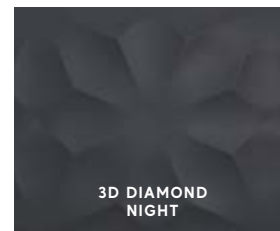


### 3D wall tiles

40x80 cm - 15<sup>3</sup>/<sub>4</sub>"x31<sup>1</sup>/<sub>2</sub>"  
± 10 mm



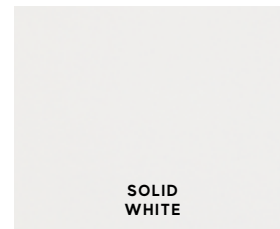
3D DIAMOND  
WHITE



3D DIAMOND  
NIGHT

### Field wall tiles

40x80 cm - 15<sup>3</sup>/<sub>4</sub>"x31<sup>1</sup>/<sub>2</sub>"  
± 8,5 mm



SOLID  
WHITE

3D WALL DESIGN

# 3D Blade

40x80 cm  
15<sup>3</sup>/<sub>4</sub>"x31<sup>1</sup>/<sub>2</sub>"




### 3D wall tiles

40x80 cm - 15<sup>3</sup>/<sub>4</sub>"x31<sup>1</sup>/<sub>2</sub>"  
± 10 mm



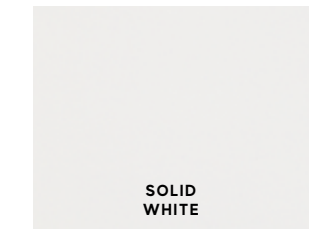
3D BLADE  
WHITE



3D BLADE  
ROSE

### Field wall tiles

40x80 cm - 15<sup>3</sup>/<sub>4</sub>"x31<sup>1</sup>/<sub>2</sub>"  
± 8,5 mm



SOLID  
WHITE

OVERVIEW



IMAGE  
GALLERY



PRODUCT  
RANGE



3D WALL PLASTER

3D WALL CARVE

3D WALL DESIGN

3D WALL CONCRETE LOOK

SURFACE  
RANGE



TECHNICAL  
SPECIFICATIONS



ENJOY  
THE VIDEO





3D WALL DESIGN

# 3D Ribbon

40x80 cm  
15<sup>3</sup>/<sub>4</sub>"x31<sup>1</sup>/<sub>2</sub>"



### 3D wall tiles

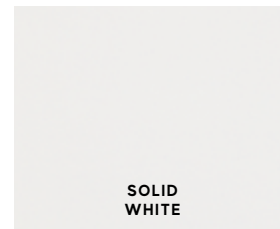
40x80 cm - 15<sup>3</sup>/<sub>4</sub>"x31<sup>1</sup>/<sub>2</sub>"  
± 10 mm



3D RIBBON  
WHITE

### Field wall tiles

40x80 cm - 15<sup>3</sup>/<sub>4</sub>"x31<sup>1</sup>/<sub>2</sub>"  
± 8,5 mm



SOLID  
WHITE

3D WALL DESIGN

# 3D Wind

40x80 cm  
15<sup>3</sup>/<sub>4</sub>"x31<sup>1</sup>/<sub>2</sub>"



### 3D wall tiles

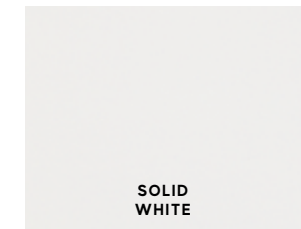
40x80 cm - 15<sup>3</sup>/<sub>4</sub>"x31<sup>1</sup>/<sub>2</sub>"  
± 10 mm



3D WIND  
WHITE

### Field wall tiles

40x80 cm - 15<sup>3</sup>/<sub>4</sub>"x31<sup>1</sup>/<sub>2</sub>"  
± 8,5 mm



SOLID  
WHITE



3D WALL DESIGN

# 3D Flash

40x80 cm  
15<sup>3</sup>/<sub>4</sub>"x31<sup>1</sup>/<sub>2</sub>"



### 3D wall tiles

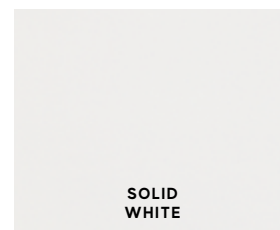
40x80 cm - 15<sup>3</sup>/<sub>4</sub>"x31<sup>1</sup>/<sub>2</sub>"  
± 10 mm



3D FLASH  
WHITE

### Field wall tiles

40x80 cm - 15<sup>3</sup>/<sub>4</sub>"x31<sup>1</sup>/<sub>2</sub>"  
± 8,5 mm



SOLID  
WHITE

3D WALL DESIGN

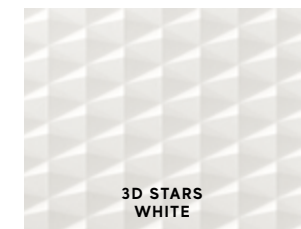
# 3D Stars

40x80 cm  
15<sup>3</sup>/<sub>4</sub>"x31<sup>1</sup>/<sub>2</sub>"



### 3D wall tiles

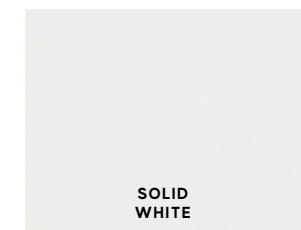
40x80 cm - 15<sup>3</sup>/<sub>4</sub>"x31<sup>1</sup>/<sub>2</sub>"  
± 10 mm



3D STARS  
WHITE

### Field wall tiles

40x80 cm - 15<sup>3</sup>/<sub>4</sub>"x31<sup>1</sup>/<sub>2</sub>"  
± 8,5 mm



SOLID  
WHITE



3D WALL DESIGN

# 3D Twist

40x80 cm  
15<sup>3</sup>/<sub>4</sub>"x31<sup>1</sup>/<sub>2</sub>"



### 3D wall tiles

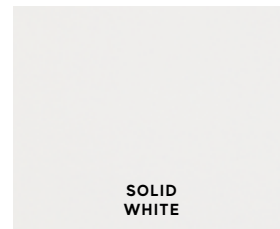
40x80 cm - 15<sup>3</sup>/<sub>4</sub>"x31<sup>1</sup>/<sub>2</sub>"  
± 10 mm



3D TWIST  
SAGE

### Field wall tiles

40x80 cm - 15<sup>3</sup>/<sub>4</sub>"x31<sup>1</sup>/<sub>2</sub>"  
± 8,5 mm



SOLID  
WHITE

3D WALL DESIGN

# 3D Wave Arty

40x80 cm  
15<sup>3</sup>/<sub>4</sub>"x31<sup>1</sup>/<sub>2</sub>"



### 3D wall tiles

40x80 cm - 15<sup>3</sup>/<sub>4</sub>"x31<sup>1</sup>/<sub>2</sub>"  
± 10 mm



3D WAVE  
SUGAR



3D WAVE  
MILK

### Field wall tiles

40x80 cm - 15<sup>3</sup>/<sub>4</sub>"x31<sup>1</sup>/<sub>2</sub>"  
± 8,5 mm



SOLID  
WHITE



SOLID  
SAND

OVERVIEW



IMAGE  
GALLERY



PRODUCT  
RANGE



3D WALL PLASTER

3D WALL CARVE

3D WALL DESIGN

3D WALL CONCRETE LOOK

SURFACE  
RANGE



TECHNICAL  
SPECIFICATIONS



ENJOY  
THE VIDEO





3D WALL DESIGN

# 3D Wave

30,5x56 cm  
12"x22"



### 3D wall tiles

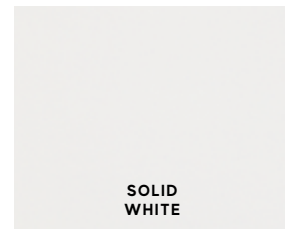
30,5x56 cm - 12"x22"  
± 9,5 mm



3D WAVE  
WHITE

### Field wall tiles

30,5x56 cm - 12"x22"  
± 8,5 mm



SOLID  
WHITE

3D WALL DESIGN

# 3D Wave Glossy

40x80 cm  
15<sup>3</sup>/<sub>4</sub>"x31<sup>1</sup>/<sub>2</sub>"



### 3D wall tiles

40x80 cm - 15<sup>3</sup>/<sub>4</sub>"x31<sup>1</sup>/<sub>2</sub>"  
± 10 mm



3D WAVE  
WHITE GLOSSY

### Field wall tiles

40x80 cm - 15<sup>3</sup>/<sub>4</sub>"x31<sup>1</sup>/<sub>2</sub>"  
± 8,5 mm



SOLID WHITE  
GLOSSY

OVERVIEW >

IMAGE GALLERY >

PRODUCT RANGE >

3D WALL PLASTER

3D WALL CARVE

3D WALL DESIGN

3D WALL CONCRETE LOOK

SURFACE RANGE >

TECHNICAL SPECIFICATIONS >

ENJOY THE VIDEO >



3D WALL DESIGN


# 3D Line

50x120 cm  
19<sup>5</sup>/<sub>8</sub>"x47<sup>1</sup>/<sub>4</sub>"



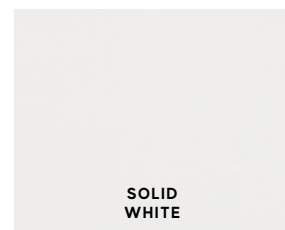
### 3D wall tiles

50x120 cm - 19<sup>5</sup>/<sub>8</sub>"x47<sup>1</sup>/<sub>4</sub>"  
± 11 mm



### Field wall tiles

50x120 cm - 19<sup>5</sup>/<sub>8</sub>"x47<sup>1</sup>/<sub>4</sub>"  
± 8,5 mm



3D WALL DESIGN

# 3D Ultra Blade

50x120 cm | 30,5x56 cm  
19<sup>5</sup>/<sub>8</sub>"x47<sup>1</sup>/<sub>4</sub>" | 12"x22"



### 3D wall tiles

50x120 cm - 19<sup>5</sup>/<sub>8</sub>"x47<sup>1</sup>/<sub>4</sub>"  
± 11 mm

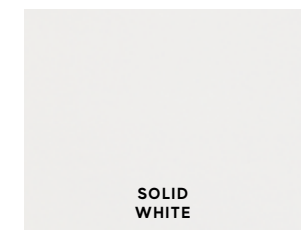


30,5x56 cm - 12"x22"

± 9,5 mm

### Field wall tiles

50x120 cm - 19<sup>5</sup>/<sub>8</sub>"x47<sup>1</sup>/<sub>4</sub>"  
± 8,5 mm



30,5x56 cm - 12"x22"

± 8,5 mm

OVERVIEW >

IMAGE GALLERY >

PRODUCT RANGE >

3D WALL PLASTER

3D WALL CARVE

3D WALL DESIGN

3D WALL CONCRETE LOOK

SURFACE RANGE >

TECHNICAL SPECIFICATIONS >

ENJOY THE VIDEO >





3D WALL DESIGN


# 3D Flows

50x120 cm  
19<sup>5</sup>/<sub>8</sub>"x47<sup>1</sup>/<sub>4</sub>"



### 3D wall tiles

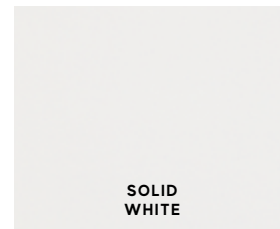
50x120 cm - 19<sup>5</sup>/<sub>8</sub>"x47<sup>1</sup>/<sub>4</sub>"  
± 11 mm



3D FLOWS  
WHITE

### Field wall tiles

50x120 cm - 19<sup>5</sup>/<sub>8</sub>"x47<sup>1</sup>/<sub>4</sub>"  
± 8,5 mm



SOLID  
WHITE







BOOST

# 3D Urban

40x80 cm  
15<sup>3</sup>/<sub>4</sub>"x31<sup>1</sup>/<sub>2</sub>"



BOOST PRO

# 3D Urban

40x80 cm  
15<sup>3</sup>/<sub>4</sub>"x31<sup>1</sup>/<sub>2</sub>"



OVERVIEW



IMAGE GALLERY



PRODUCT RANGE



- 3D WALL PLASTER
- 3D WALL CARVE
- 3D WALL DESIGN

3D WALL CONCRETE LOOK

SURFACE RANGE



TECHNICAL SPECIFICATIONS



ENJOY THE VIDEO



### 3D wall tiles

40x80 cm - 15<sup>3</sup>/<sub>4</sub>"x31<sup>1</sup>/<sub>2</sub>"  
± 10 mm



### Field wall tiles

40x80 cm - 15<sup>3</sup>/<sub>4</sub>"x31<sup>1</sup>/<sub>2</sub>"  
± 8,5 mm




### 3D wall tiles

40x80 cm - 15<sup>3</sup>/<sub>4</sub>"x31<sup>1</sup>/<sub>2</sub>"  
± 10 mm



### Field wall tiles

40x80 cm - 15<sup>3</sup>/<sub>4</sub>"x31<sup>1</sup>/<sub>2</sub>"  
± 8,5 mm





BOOST NATURAL

# 3D Wave

In collaboration with **Matteo Brioni**

50x120 cm  
19<sup>5</sup>/<sub>8</sub>"x47<sup>1</sup>/<sub>4</sub>"



### 3D wall tiles

50x120 cm - 19<sup>5</sup>/<sub>8</sub>"x47<sup>1</sup>/<sub>4</sub>"  
± 8,5 mm



### Field wall tiles

50x120 cm - 19<sup>5</sup>/<sub>8</sub>"x47<sup>1</sup>/<sub>4</sub>"  
± 8,5 mm



BOOST NATURAL

# 3D Texture

In collaboration with **Matteo Brioni**

50x120 cm  
19<sup>5</sup>/<sub>8</sub>"x47<sup>1</sup>/<sub>4</sub>"



### 3D wall tiles

50x120 cm - 19<sup>5</sup>/<sub>8</sub>"x47<sup>1</sup>/<sub>4</sub>"  
± 8,5 mm



### Field wall tiles

50x120 cm - 19<sup>5</sup>/<sub>8</sub>"x47<sup>1</sup>/<sub>4</sub>"  
± 8,5 mm



INDEX



OVERVIEW



IMAGE GALLERY



PRODUCT RANGE



3D WALL PLASTER

3D WALL CARVE

3D WALL DESIGN

3D WALL CONCRETE LOOK

SURFACE RANGE



TECHNICAL SPECIFICATIONS



ENJOY THE VIDEO





BOOST NATURAL

# 3D Brushed

In collaboration with **Matteo Brioni**

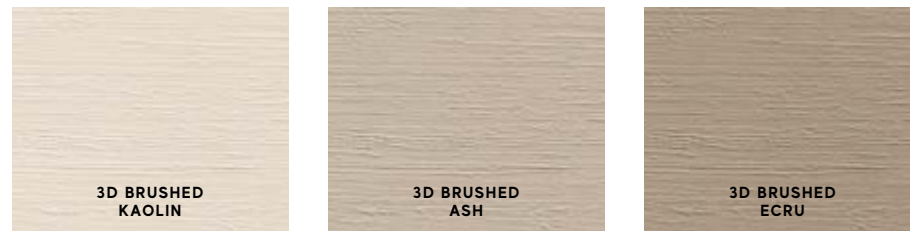
50x120 cm  
19<sup>5</sup>/<sub>8</sub>" x 47<sup>1</sup>/<sub>4</sub>"



reddot winner 2022


### 3D wall tiles

50x120 cm - 19<sup>5</sup>/<sub>8</sub>" x 47<sup>1</sup>/<sub>4</sub>"  
± 8,5 mm



### Field wall tiles

50x120 cm - 19<sup>5</sup>/<sub>8</sub>" x 47<sup>1</sup>/<sub>4</sub>"  
± 8,5 mm



INDEX



OVERVIEW



IMAGE GALLERY



PRODUCT RANGE



3D WALL PLASTER

3D WALL CARVE

3D WALL DESIGN

3D WALL CONCRETE LOOK

SURFACE RANGE



TECHNICAL SPECIFICATIONS



ENJOY THE VIDEO







# Surface Range

- ↔ 3D WALL PLASTER
- ↔ 3D WALL CARVE
- ↔ 3D WALL DESIGN
- ↔ 3D WALL CONCRETE LOOK

INDEX



OVERVIEW



IMAGE GALLERY



PRODUCT RANGE



SURFACE RANGE



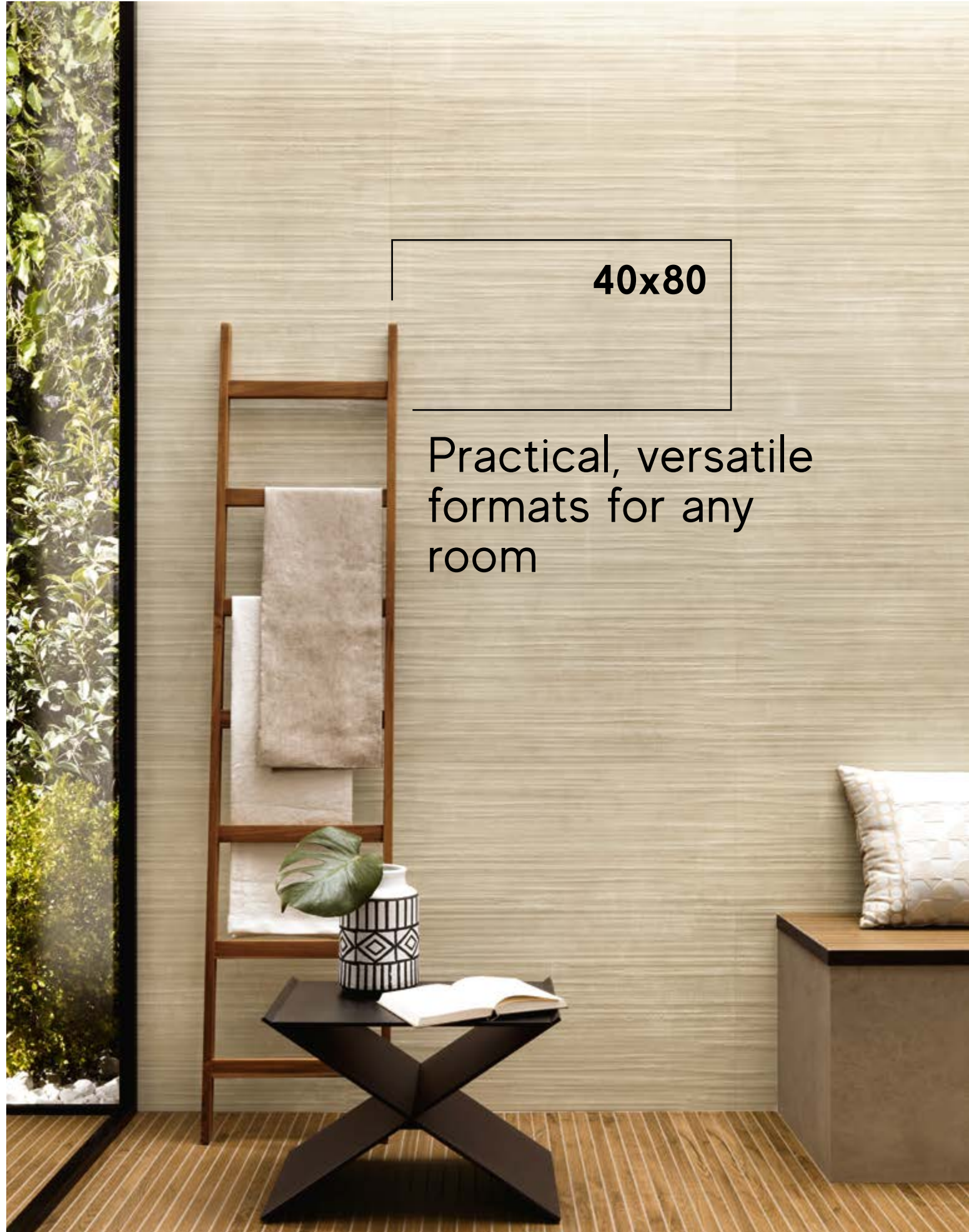
TECHNICAL SPECIFICATIONS



ENJOY THE VIDEO







OVERVIEW



IMAGE GALLERY



PRODUCT RANGE



SURFACE RANGE



TECHNICAL SPECIFICATIONS




ENJOY THE VIDEO



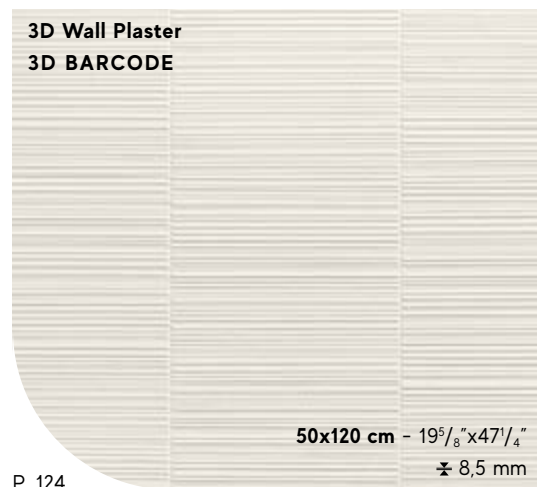





P. 121



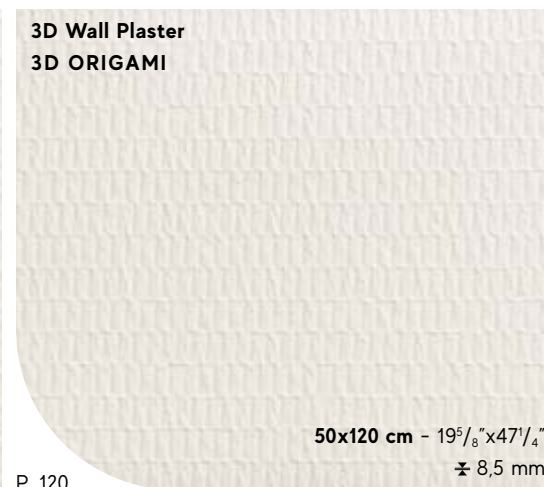
P. 123




P. 124



P. 122



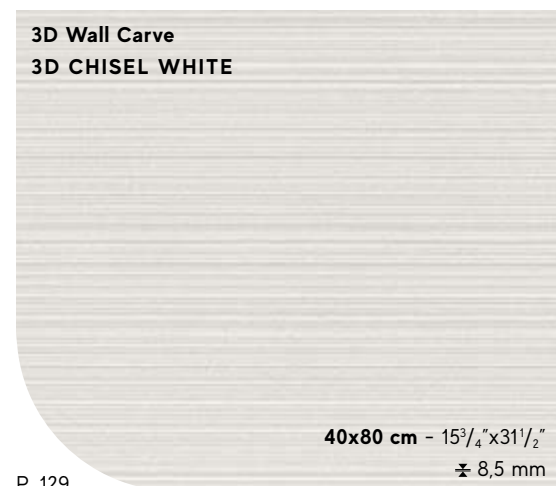
P. 120




50x120 cm - 19<sup>5</sup>/<sub>8</sub>"x47<sup>1</sup>/<sub>4</sub>"  
± 8,5 mm



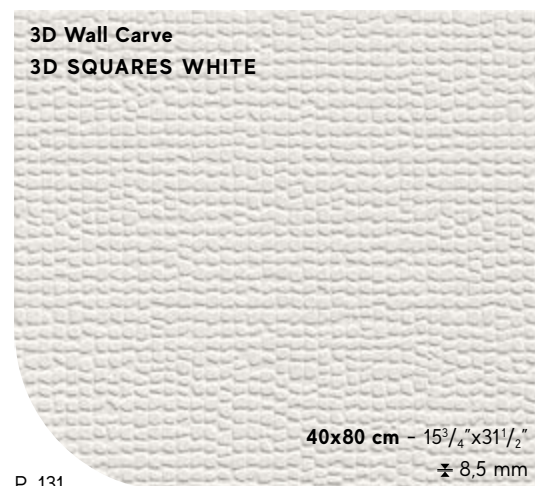
P. 128




P. 129




P. 130




P. 131




P. 132



40x80 cm - 15<sup>3</sup>/<sub>4</sub>"x31<sup>1</sup>/<sub>2</sub>"  
± 8,5 mm




P. 128




P. 129



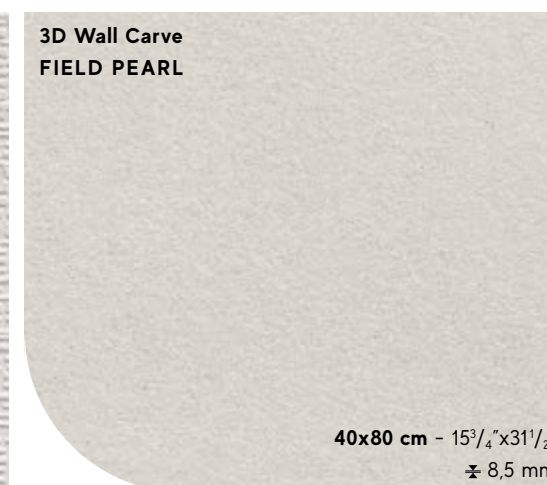
P. 130




P. 131



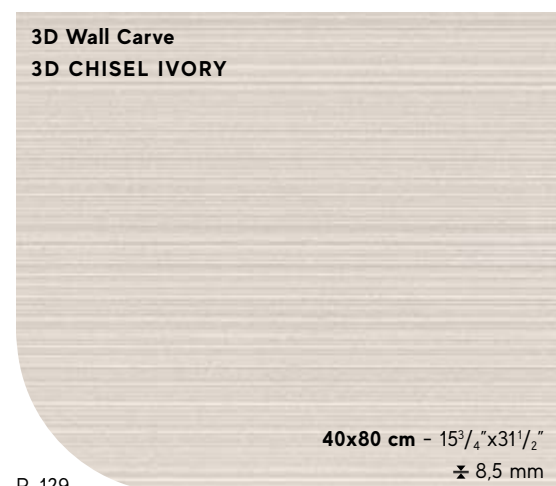
P. 132




40x80 cm - 15<sup>3</sup>/<sub>4</sub>"x31<sup>1</sup>/<sub>2</sub>"  
± 8,5 mm




P. 128



P. 129




P. 130



P. 131



P. 132



40x80 cm - 15<sup>3</sup>/<sub>4</sub>"x31<sup>1</sup>/<sub>2</sub>"  
± 8,5 mm

OVERVIEW



IMAGE GALLERY



PRODUCT RANGE



SURFACE RANGE




TECHNICAL SPECIFICATIONS




ENJOY THE VIDEO









P. 148



P. 150



P. 149



P. 142



P. 138



P. 138



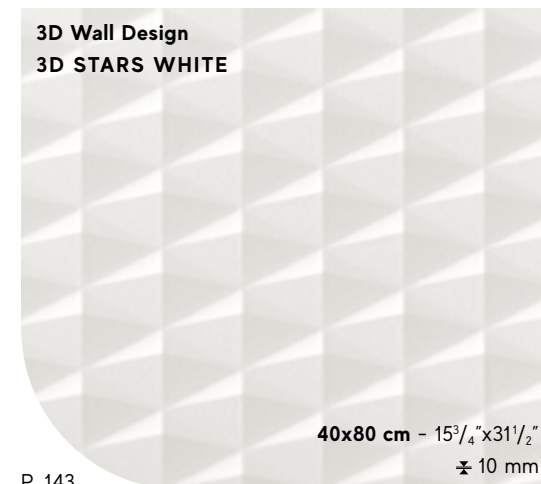
P. 141



P. 136




P. 136



P. 143




P. 137




P. 144



P. 146



P. 145



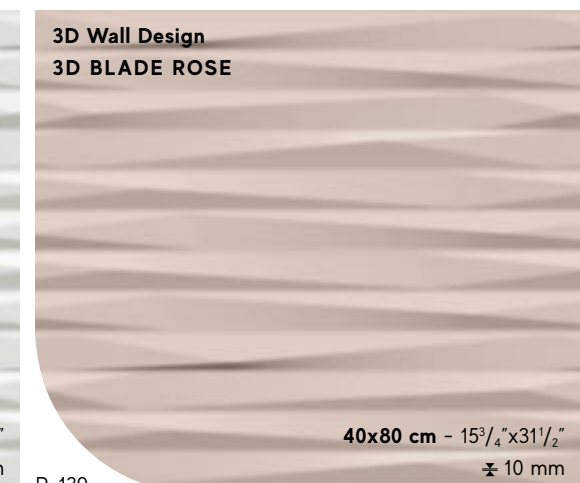
P. 145




P. 140



P. 139



P. 139



OVERVIEW



IMAGE GALLERY



PRODUCT RANGE



SURFACE RANGE










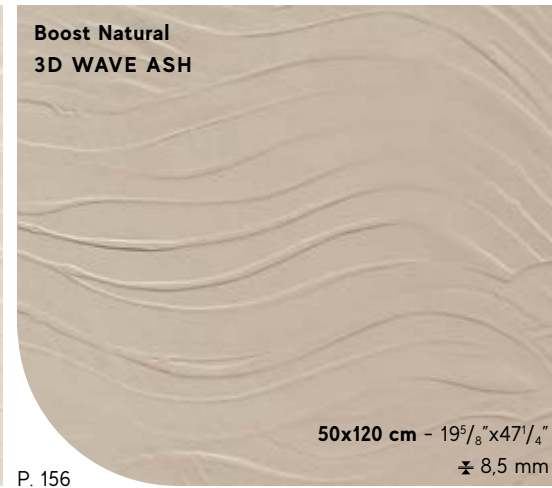
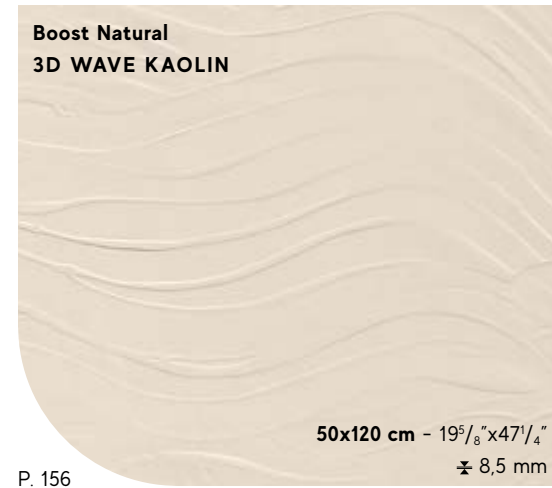






TECHNICAL SPECIFICATIONS



ENJOY THE VIDEO







INDEX



OVERVIEW



IMAGE GALLERY



PRODUCT RANGE



SURFACE RANGE



TECHNICAL SPECIFICATIONS



ENJOY THE VIDEO





**Wall tiles - Rectified monocaliber**  
**Rivestimento - Rettificato monocalibro**

Compliant with standards EN 14411 annex L group BIII  
 Conforme alla norma EN 14411 Appendice L gruppo BIII  
 Compliant with standards ISO 13006 annex L group BIII  
 Conforme alla norma ISO 13006 Appendice L gruppo BIII

		Requirements for nominal size N Requisiti per dimensione nominale N			3D WALL CARVE	3D WALL PLASTER	3D WALL DESIGN SOLID	BOOST	BOOST PRO	BOOST NATURAL	
		7 cm ≤ N < 15 cm (mm)	N ≥ 15 cm (%) (mm)								
	<b>Length and width</b> Lunghezza e larghezza	± 0.4 (w*) Rect.	± 0.3 (*) Rect.	± 1.0 (*) Rect.	Suitable for Conforme	Suitable for Conforme	Suitable for Conforme	Suitable for Conforme	Suitable for Conforme	Suitable for Conforme	
	<b>Thickness</b> Spessore	± 0.5 (**)	± 10 (**)	± 0.5 (**)	Suitable for Conforme	Suitable for Conforme	Suitable for Conforme	Suitable for Conforme	Suitable for Conforme	Suitable for Conforme	
	<b>Straightness of sides</b> Rettilineità degli spigoli	± 0.4 (***) Rect.	± 0.3 (***) Rect.	± 0.8 (***) Rect.	Suitable for Conforme	Suitable for Conforme	Suitable for Conforme	Suitable for Conforme	Suitable for Conforme	Suitable for Conforme	
	<b>Rectangularity</b> Ortogonalità	± 0.4 (****) Rect.	± 0.3 (****) Rect.	± 1.5 (****) Rect.	Suitable for Conforme	Suitable for Conforme	Suitable for Conforme	Suitable for Conforme	Suitable for Conforme	Suitable for Conforme	
	<b>Surface flatness</b> Planarità	c.c. ± 0.6 Rect.	c.c. ± 0.4 Rect.	c.c. ± 1.8 Rect.	Suitable for Conforme	Suitable for Conforme	Suitable for Conforme	Suitable for Conforme	Suitable for Conforme	Suitable for Conforme	
	e.c. ± 0.6 Rect.	e.c. ± 0.4 Rect.	e.c. ± 1.8 Rect.								
	w. ± 0.6 Rect.	w. ± 0.4 Rect.	w. ± 1.8 Rect.	3D WALL Not applicable Non applicabile	3D WALL Not applicable Non applicabile	3D WALL Not applicable Non applicabile	3D WALL Not applicable Non applicabile	3D WALL Not applicable Non applicabile	3D WALL Not applicable Non applicabile		
	<b>Water absorption (in% by mass)</b> Massa d'acqua assorbita (come % della massa)	ISO 10545-3	Average >10%. When the average > 20%, this shall be indicated. Individual value > 9% Media >10%. Se questo valore > 20%, deve essere indicato. Valore Singolo > 9%			10% < E <sub>v</sub> ≤ 20 %	10% < E <sub>v</sub> ≤ 20 %	10% < E <sub>v</sub> ≤ 20 %	10% < E <sub>v</sub> ≤ 20 %	10% < E <sub>v</sub> ≤ 20 %	
	<b>Breaking strength</b> Sforzo di rottura	ISO 10545-4	S ≥ 600 N			S ≥ 600 N	S ≥ 600 N	S ≥ 600 N	S ≥ 600 N	S ≥ 600 N	S ≥ 600 N
	<b>Modulus of rupture</b> Resistenza alla flessione		R ≥ 15 N/mm <sup>2</sup>			R ≥ 15 N/mm <sup>2</sup>	R ≥ 15 N/mm <sup>2</sup>	R ≥ 15 N/mm <sup>2</sup>	R ≥ 15 N/mm <sup>2</sup>	R ≥ 15 N/mm <sup>2</sup>	R ≥ 15 N/mm <sup>2</sup>
	<b>Coefficient of thermal linear expansion</b> Coefficiente di dilatazione termica lineare	ISO 10545-8	Declared value Valore dichiarato			≤ 7MK <sup>-1</sup>	≤ 7MK <sup>-1</sup>	≤ 7 MK <sup>-1</sup>	≤ 7 MK <sup>-1</sup>	≤ 7MK <sup>-1</sup>	
	<b>Thermal shock resistance</b> Resistenza agli sbalzi termici	ISO 10545-9	Pass according to ISO 10545-1 Test superato in accordo con ISO 10545-1			Resistant Resiste	Resistant Resiste	Resistant Resiste	Resistant Resiste	Resistant Resiste	
	<b>Moisture expansion (in mm/m)</b> Dilatazione all'umidità (in mm/m)	ISO 10545-10	Declared value Valore dichiarato			≤ 0.06% (0,6mm/m)	≤ 0.06% (0,6mm/m)	≤ 0.06% (0,6mm/m)	≤ 0.06% (0,6mm/m)	≤ 0.06% (0,6mm/m)	
	<b>Crazing resistance</b> Resistenza al cavillo	ISO 10545-11	Pass according to EN ISO 10545-1 Test superato in accordo con ISO 10545-1			Resistant Resiste	Resistant Resiste	Resistant Resiste	Resistant Resiste	Resistant Resiste	
	<b>Bond strength/adhesion for improved cementitious adhesives</b> Adesione a trazione con adesivi cementizi migliorati	EN 1348	Declared value Valore dichiarato			≥ 1.0 N/mm <sup>2</sup> (Class CZ - EN 12004)	≥ 1.0 N/mm <sup>2</sup> (Class CZ - EN 12004)	≥ 1.0 N/mm <sup>2</sup> (Class CZ - EN 12004)	≥ 1.0 N/mm <sup>2</sup> (Class CZ - EN 12004)	≥ 1.0 N/mm <sup>2</sup> (Class CZ - EN 12004)	
	<b>Reaction to fire</b> Reazione al fuoco	-	Class A1 Classe A1			A1	A1	A1	A1	A1	
	<b>Resistance to household chemicals and swimming pool salts</b> Resistenza ai prodotti chimici di uso domestico ed agli additivi per piscina	ISO 10545-13	Minimum Class B Classe minima B			A	A	A	A	A	A
	<b>Resistance to low concentrations of acids and alkalis</b> Resistenza a basse concentrazioni di acidi e alcali		Declared Class Classe dichiarata			LA	LA	LA	LA	LA	LA
	<b>Resistance to high concentrations of acids and alkalis</b> Resistenza ad alte concentrazioni di acidi e alcali		Declared Class Classe dichiarata			HA	HA	HA	HA	HA	HA
	<b>Resistance to staining</b> Resistenza alle macchie	ISO 10545-14	Minimum Class 3 Classe 3 minima			5	5	5	5	5	
	<b>Release of dangerous substances: Cadmium (in mg/dm<sup>2</sup>) and Lead (in mg/dm<sup>2</sup>)</b> Rilascio di sostanze pericolose: Cadmio (in mg/dm <sup>2</sup> ) e Piombo (in mg/dm <sup>2</sup> )	ISO 10545-15	Declared value Valore dichiarato			≤ 0,01 mg/dm <sup>2</sup> Cd ≤ 0,1 mg/dm <sup>2</sup> Pb	≤ 0,01 mg/dm <sup>2</sup> Cd ≤ 0,1 mg/dm <sup>2</sup> Pb	≤ 0,01 mg/dm <sup>2</sup> Cd ≤ 0,1 mg/dm <sup>2</sup> Pb	≤ 0,01 mg/dm <sup>2</sup> Cd ≤ 0,1 mg/dm <sup>2</sup> Pb	≤ 0,01 mg/dm <sup>2</sup> Cd ≤ 0,1 mg/dm <sup>2</sup> Pb	

\*\* The permissible deviation, in % or mm, of the average size for each tile (2 or 4 sides) from work size (WS). Deviazione ammissibile, in % oppure mm, della dimensione media di ogni piastrella (2 oppure 4 lati) dalla dimensione di fabbricazione (WS).  
 \*\*\* The permissible deviation, in % or mm, of the average thickness for each tile from the work size thickness (WS). Deviazione ammissibile, in % oppure mm, dello spessore medio di ogni piastrella dallo spessore riportato nella dimensione di fabbricazione (WS).  
 \*\*\*\* The maximum permissible deviation from straightness, in % or mm, related to the corresponding work sizes (WS). Deviazione massima ammissibile di rettilineità, in % oppure mm, in rapporto alle dimensioni di fabbricazione (WS) corrispondenti.  
 \*\*\*\*\* The maximum permissible deviation from rectangularity, in % or mm, related to the corresponding work sizes (WS). Deviazione massima ammissibile di ortogonalità, in % oppure mm, in rapporto alle dimensioni di fabbricazione (WS) corrispondenti.  
 c.c. The maximum permissible deviation from centre curvature, in % or mm, related to diagonal calculated from the work sizes (WS). Deviazione massima ammissibile della curvatura del centro, in % oppure mm, in rapporto alla diagonale calcolata secondo le dimensioni di fabbricazione (WS).  
 e.c. The maximum permissible deviation from edge curvature, in % or mm, related to the corresponding work sizes (WS). Deviazione massima ammissibile della curvatura dello spigolo, in % oppure mm, in rapporto alle dimensioni di fabbricazione (WS) corrispondenti.  
 w. The maximum permissible deviation from warpage, in % or mm, related to diagonal calculated from the work sizes (WS). Deviazione massima ammissibile dello svergolamento, in % oppure mm, in rapporto alla diagonale calcolata secondo le dimensioni di fabbricazione (WS).

# Ethical identity



For Atlas Concorde, being Made in Italy is not just a prestigious certification of style, design, and production excellence, but an identity that involves all aspects of its business. For this reason, we identify with the values expressed by Confindustria Ceramica's ethical code, which guarantee absolute compliance with labor regulations, and with the marks Made in Italy and Ceramics of Italy, which certify the quality of authentic Italian style.

Per Atlas Concorde, Made in Italy non è solo un prestigioso attestato di stile, design ed eccellenza produttiva, ma un modo di essere che coinvolge tutti gli aspetti della propria attività. Per questo ci riconosciamo nei valori espressi dal codice etico di Confindustria Ceramica, che garantiscono il rispetto assoluto delle normative sul lavoro, e nei marchi Made in Italy e Ceramics of Italy, che certificano la qualità dell'autentico stile italiano.

# Certifications

## Certifications

Company / Azienda



Product / Prodotto



Product "Declarations" / Dichiarazioni di prodotto



## Certifications for export to international markets\*



\* Shipments can be made in accordance with national requirements anywhere in the world, even in markets with complex customs procedures such as Egypt, Morocco and Kurdistan, thanks to our active cooperation with accredited certification bodies in each country. - Possibilità di spedizioni conformi alle prescrizioni nazionali ovunque nel mondo, anche in mercati con procedure doganali complesse come Egitto, Marocco, Kurdistan, grazie alla collaborazione sempre attiva con gli enti di certificazione accreditati in ciascun paese. - Dank unserer aktiven Zusammenarbeit mit den akkreditierten Zertifizierungsstellen in den einzelnen Ländern können die Sendungen in Übereinstimmung mit den nationalen Anforderungen überall auf der Welt versandt werden, selbst auf Märkten mit komplexen Zollverfahren wie Ägypten, Marokko und Kurdistan. - Possibilité d'expéditions conformes aux prescriptions nationales partout dans le monde, même sur les marchés dont les procédures douanières sont complexes comme l'Égypte, le Maroc ou le Kurdistan, grâce à la collaboration toujours active avec les organismes de certification homologués dans chaque pays. - Se pueden realizar envíos según la normativa nacional a cualquier parte del mundo, incluso a mercados con procedimientos aduaneros complejos como Egipto, Marruecos o Kurdistan, gracias a la cooperación permanente con los organismos de certificación acreditados en cada país. - Компания имеет возможность осуществлять поставки в любую точку мира в соответствии с национальными требованиями, даже на рынках со сложными таможенными процедурами, таких как Египет, Марокко, Курдистан, благодаря неизменно активному сотрудничеству с аккредитованными органами сертификации в каждой стране.

\*) Classificazione UPEC aggiornata al - Classement UPEC mis à jour au: 2023  
 \*\*) Si consiglia la consultazione della pagina - On vous conseille de vous connecter à: https://database.cstb.fr/holderdetails?Uid=ETB-2094&AppRef=QB32  
 \*\*\*) Per ulteriori informazioni scrivere a - Pour tous renseignements complémentaires merci d'écrire à: france@atlasconcorde.it







Ceramiche Atlas Concorde S.p.A.  
Via Canaletto 141  
41042 Spezzano di Fiorano (MO) - Italia

Atlas Concorde USA, Inc.  
117 Seaboard Lane - Suite F170  
Franklin, TN 37067 - USA

Atlas Concorde Russia  
Business centre "Meliora Place"  
Prospekt Mira 6  
129090 Moscow - Russia

Atlas Concorde Middle East, Fz-Llc  
Building 8 - Suite 106  
D3 Dubai Design District  
United Arab Emirates

**[atlasconcorde.com](https://atlasconcorde.com)**

Copyright 2023 by Ceramiche Atlas Concorde S.p.A.  
(41042 Spezzano di Fiorano (MO) - Italia)  
April 2023



